




# Service and System Integration



8<sup>th</sup> Summer Institute on Early Childhood Development  
Moving the Vision Forward  
June 1, 2011

# Context




## With our Best Future in Mind

- Context of the CFC model
- Vision of Child and Family System in Ontario



## Toronto First Duty

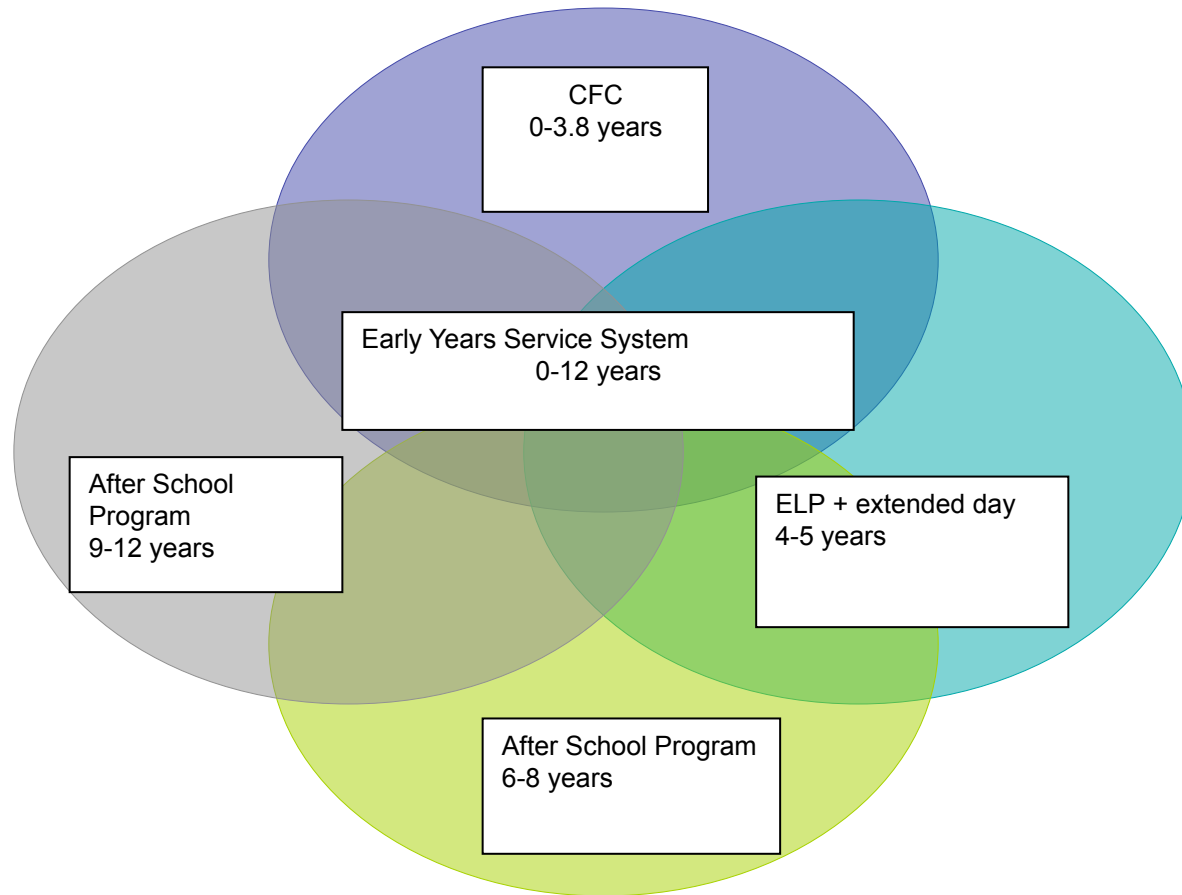
- Levels of integration
- Lessons learned



## Sites of Practice

- What can this look like
- What would it mean to a family
- Development of a planning framework

# CHILD & FAMILY SYSTEM VISION

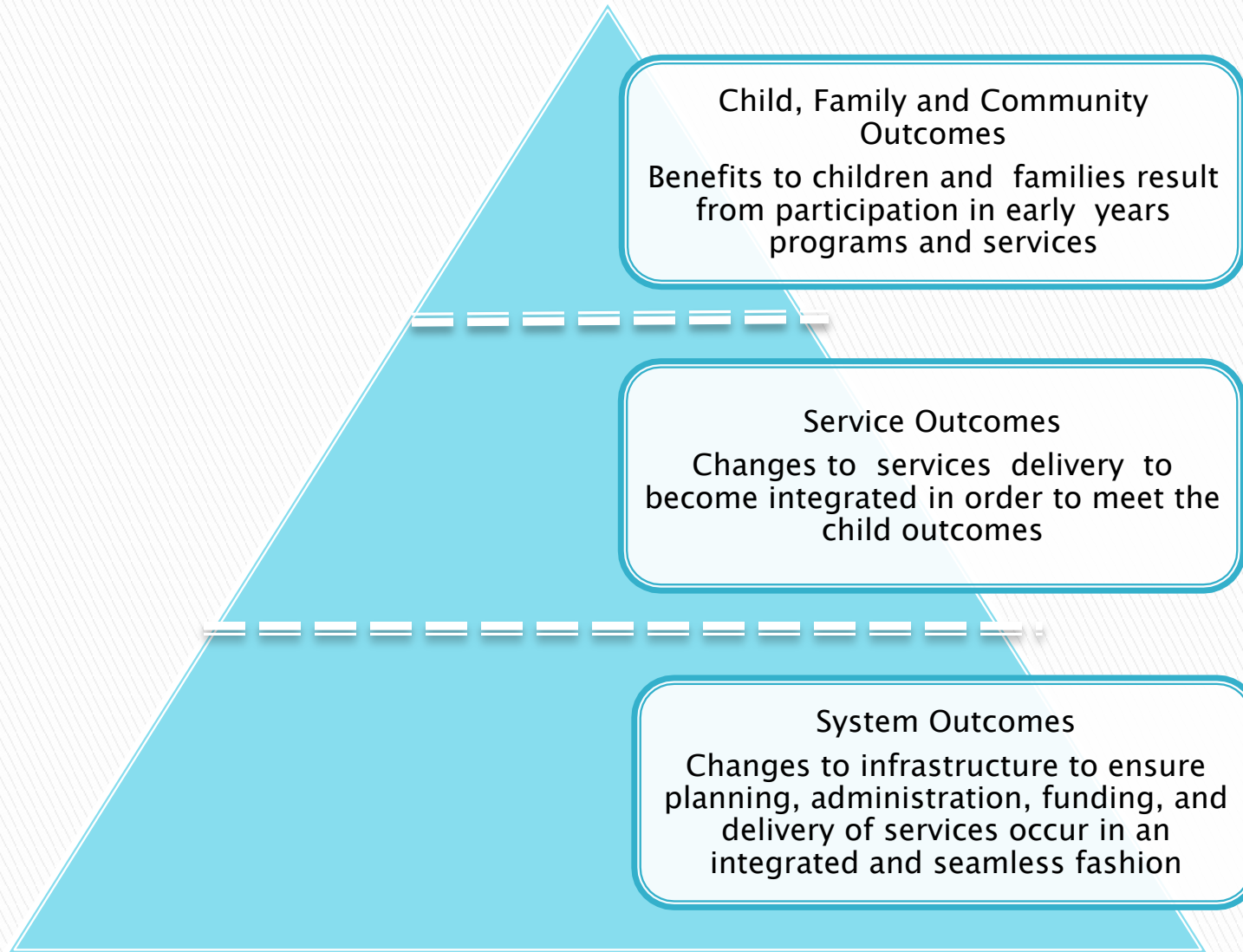




Child & Family Outcomes  
Framework Report



# Child and Family Outcomes Framework



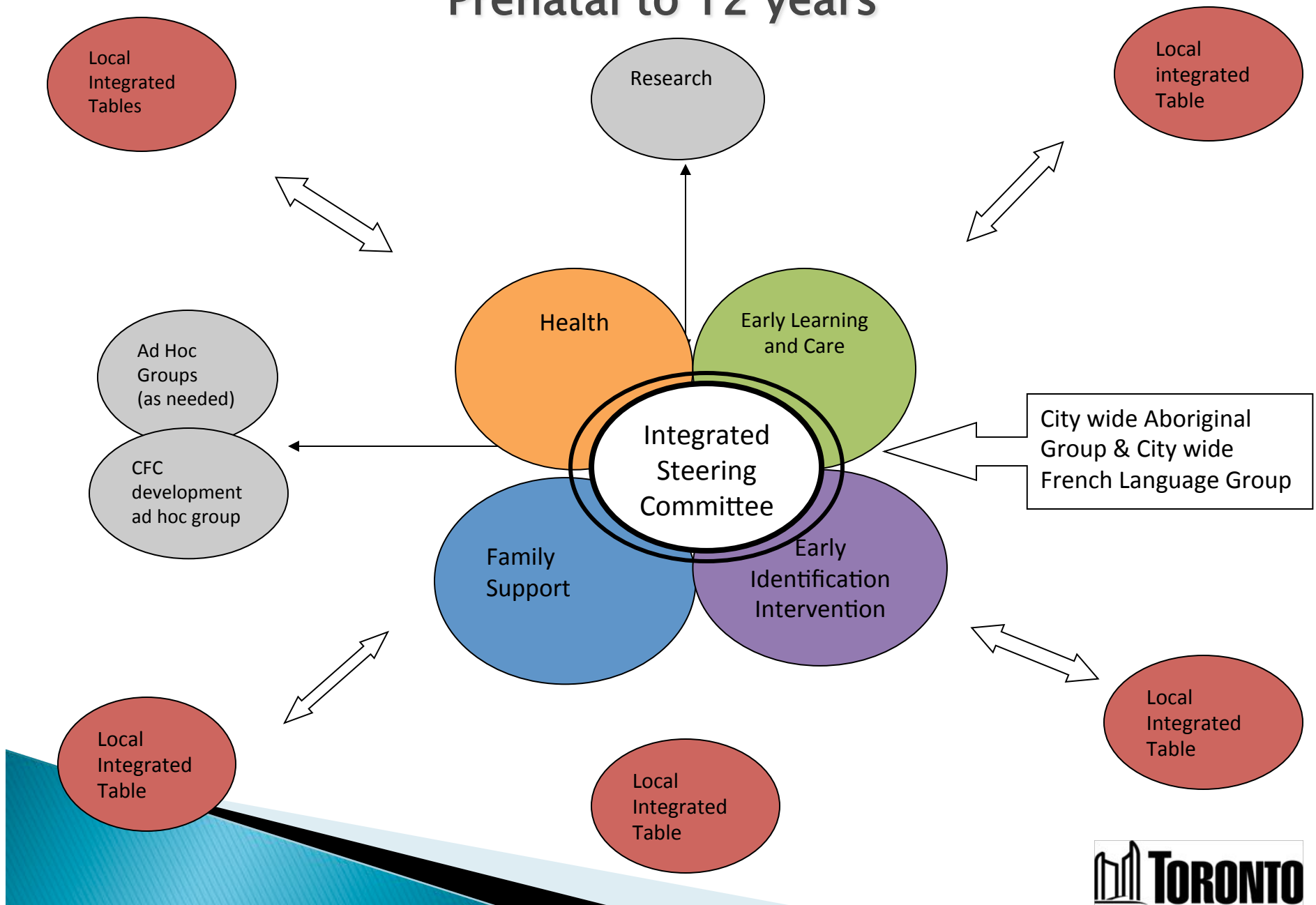
**Child, Family and Community Outcomes**  
Benefits to children and families result from participation in early years programs and services

**Service Outcomes**  
Changes to services delivery to become integrated in order to meet the child outcomes

**System Outcomes**  
Changes to infrastructure to ensure planning, administration, funding, and delivery of services occur in an integrated and seamless fashion

## Levels of Outcomes

# Child and Family System Prenatal to 12 years



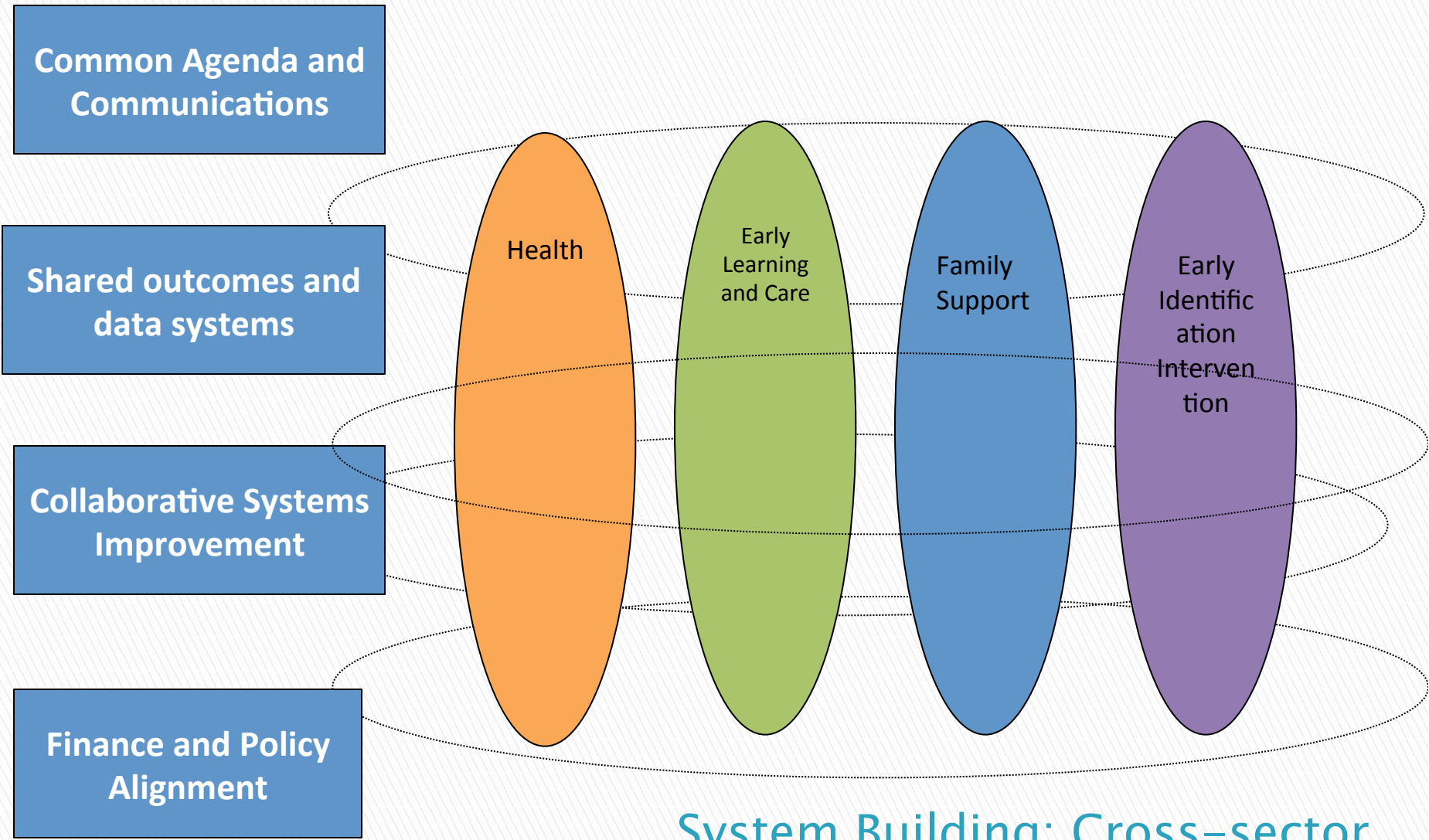
# Integrated Steering Committee

- ▶ A group of leaders who will provide advice and guide the design of a comprehensive child and family system by: creating shared understanding, aligning resources, validating outcomes, identifying strategic drivers and integrating policy.

- ▶ Ministry of Children and Youth
- ▶ Ministry of Education
- ▶ Ministry of Health Promotion
- ▶ Toronto School Boards
- ▶ Francophone Representative
- ▶ Aboriginal Representative
- ▶ United Way Representative
- ▶ City of Toronto
  - Children's Services
  - Library
  - Parks Forestry & Recreation
  - Public Health
- ▶ Representation from the 4 System Components
  - Health
  - Early Learning & care
  - Early Identification
  - Family Support
- ▶ Experts

Mandate

Proposed membership



## System Building: Cross-sector Linkage and Integration Strategy





## Health

planning, implementation and integration of priority services that meet the healthy birth outcomes and developmental needs of children

## Early Learning & Care

planning, implementation and integration of nurturing, high quality services where children's care and learning needs are met.

**Integrated Service Delivery Platform**

planning, implementation and integration of the range of services that support parents and caregivers of children in their caregiving role.

planning, implementation and integration of access to identification and assessment services for all children and referral & intervention services for children with extra support needs

## Family Support

## Early Identification & Intervention

1. Advisory Group continue refining
2. Develop Terms of Reference for each group
3. Identify initial partners for each component
4. Develop a communication Strategy
5. Transition to begin in Oct/Nov

## Next Steps

Transition Phase



# Sites of Practice

## Regent Park

## O'Connor Community



## Aboriginal Child & Family Framework



# O'Connor Collaborative Team

Library

Children's Services

Parks Forestry & Recreation

Public Health

Social Development Finance  
& Administration

TDSB

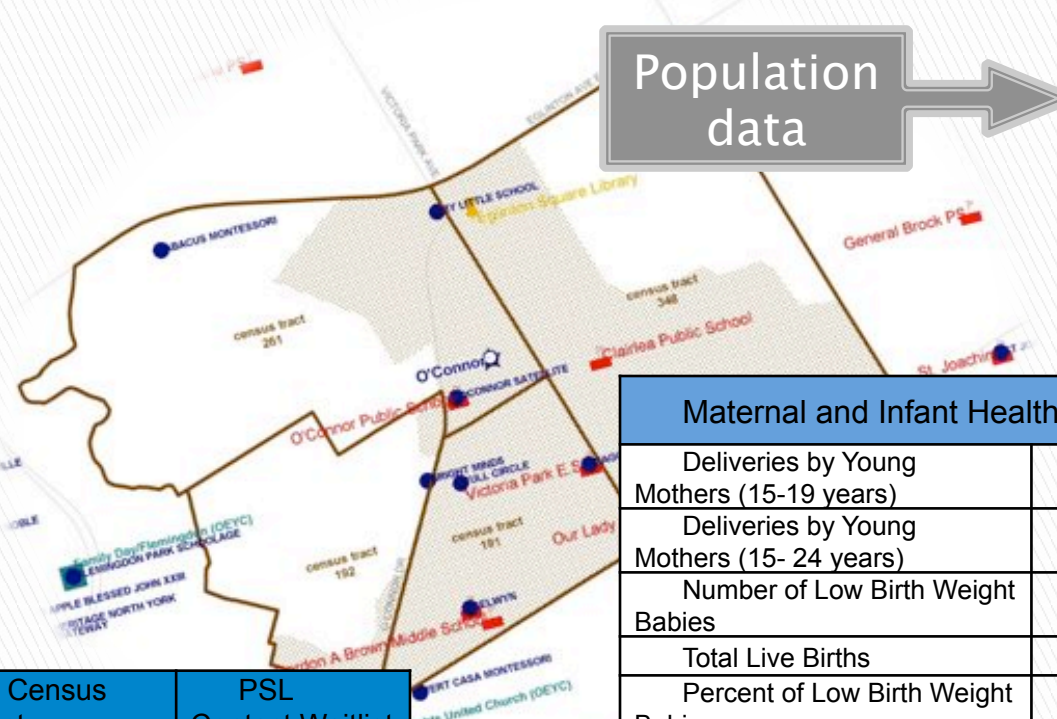


Toronto Community Housing

Toronto Employment & Social Services



# O' Connor Site of Practice



Population Data	
Total population	15,384
Child Population 0-12 years In O'Connor area	4,110
Proportion Low Income Children 0-12 years	22%
Number of census tracks	4
Proportion of pop. - immigrants	46%

Maternal and Infant Health Data	
Deliveries by Young Mothers (15-19 years)	29
Deliveries by Young Mothers (15- 24 years)	152
Number of Low Birth Weight Babies	47
Total Live Births	751
Percent of Low Birth Weight Babies	6.3%



Services	
Elementary Schools	6
Child Care Centres	8
Library	1
Recreation Centre	1
Count of ARC Programs	1
Toronto Employment Social Service s	1

Census Tract	PSL Contact Waitlist
191	133
192	21
261	61
348	93
<b>Total</b>	<b>308</b>



Community Profile	census tract 191	census tract 192	census tract 261	census tract 348
<b>Early Development Instrument (EDI)</b>				
Low in 2 or more domains	6%	18%	9%	27%
<b>*Ranking by EDI domain</b>				
Language and cognitive development	4	3	3	2
Communication skills and general knowledge	5	2	1	4
Physical health and well being	3	1	4	2
Social competence	5	2	3	1
Emotional maturity	5	2	2	3

\*Based on their average score, Toronto census tracts are ranked and grouped into quintiles with each quintile representing 20% of participating children. A ranking of 1 means the



# Current Activities

- Testing the “neighbourhood”
- ELECT training for the collaborative team
- May 31<sup>st</sup> collaborative event
- Research
- Integration Criteria
- Begin a process in Regent Park