

The Public Advantage in ECEC Delivery

Presentation to the Ottawa-Carlton District School Board
April 12, 2018

Kerry McCuaig
Atkinson Centre, OISE, University of Toronto



The Ontario context: expansion of child care for children 0-4 years

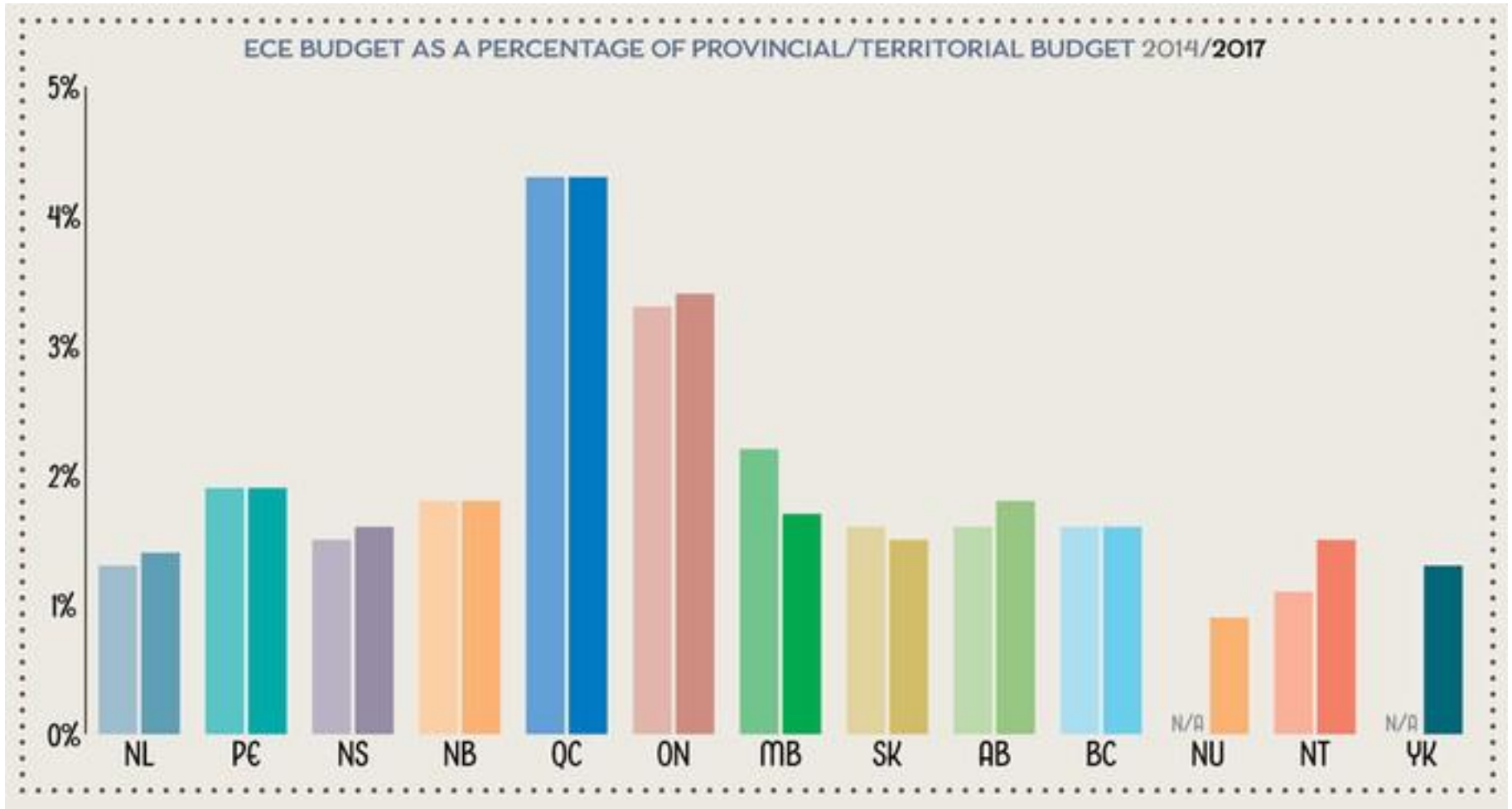
- \$144.5 million/year (to 2020) through f/p/t early learning and child care agreements
- ON CC budget \$1.44-billion in operating & capital funds, including \$87-million -- not including wage grants -- for the City of Ottawa
- Budget 2018: Doubled access for 0-4 year olds (100,000 new funded spaces); free, full day preschool for children 2.5 years to kindergarten by September 2020; more generous subsidies for infant/toddler care; base funding homecare; development of non-traditional hours care; wage grid for child care staff; \$40-million for ECEC development on First Nations over 3 years
- Continued preference for locating child care in schools

<https://www.canada.ca/en/early-learning-child-care-agreement/agreements-provinces-territories/ontario.html>

<https://news.ontario.ca/edu/en/2017/10/ontario-and-canada-boosting-child-care-programs-for-ottawa-area-families.html>

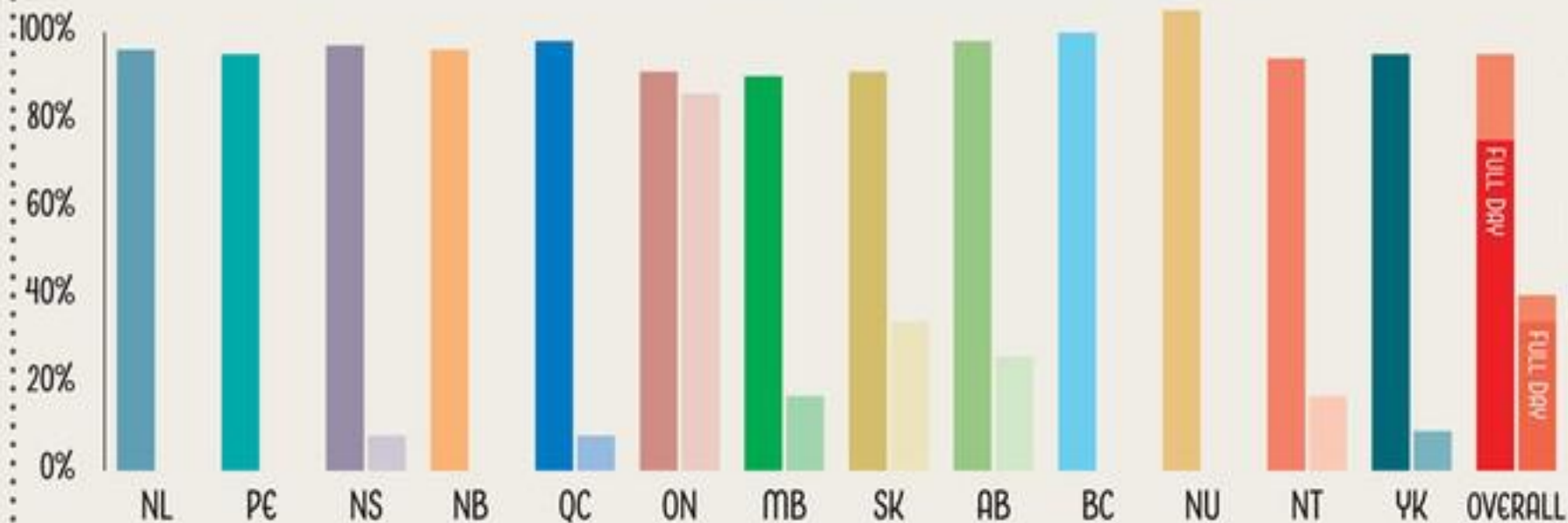
Cross country trends

New investments of \$2.2 billion mean Ontario will be spending at the same rate as Quebec.



Schools are the fastest growing providers of ECEC services. 95% of 5 year olds and 40 percent of 3-4 year olds now receive their early education in schools

PERCENTAGE ENROLLED IN SCHOOL-OPERATED ECE PROGRAMS
(5-YEAR-OLDS IN KINDERGARTEN/4 YEAR OLDS IN PREKINDERGARTEN)

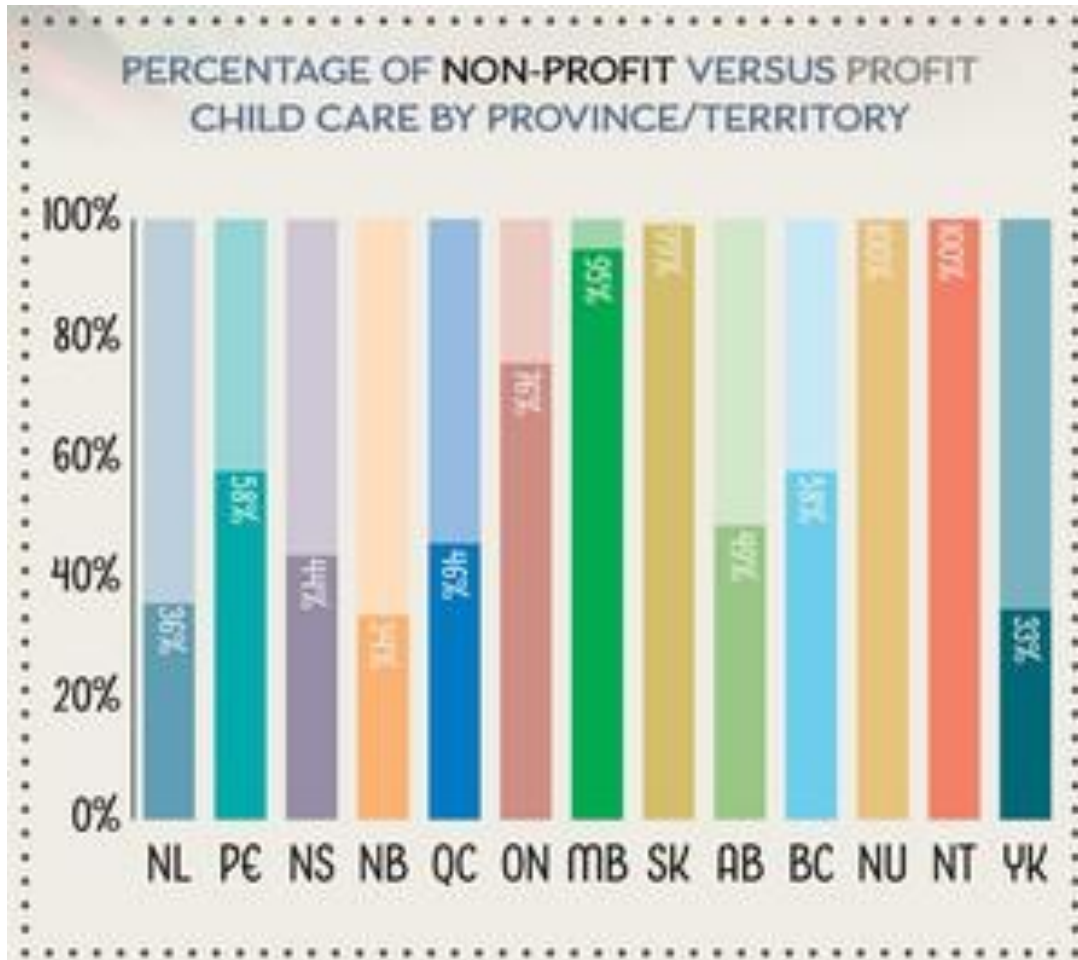


• Enrolment figures for kindergarten 2016. • Not all provinces include students attending private schools or First Nations schools in their kindergarten calculations. • Some children are 4 years old when entering kindergarten. • AB prek enrolment includes 2 - 4-year-olds. SK prek enrolment includes 3- and 4-year-olds. • BC, ON, QC and NL also have school-operated parent/child drop-in programs. These numbers are not included.

Public delivery advantage

- Accessibility
- Affordability
- Viability
- Equity
- Quality
- Accountability

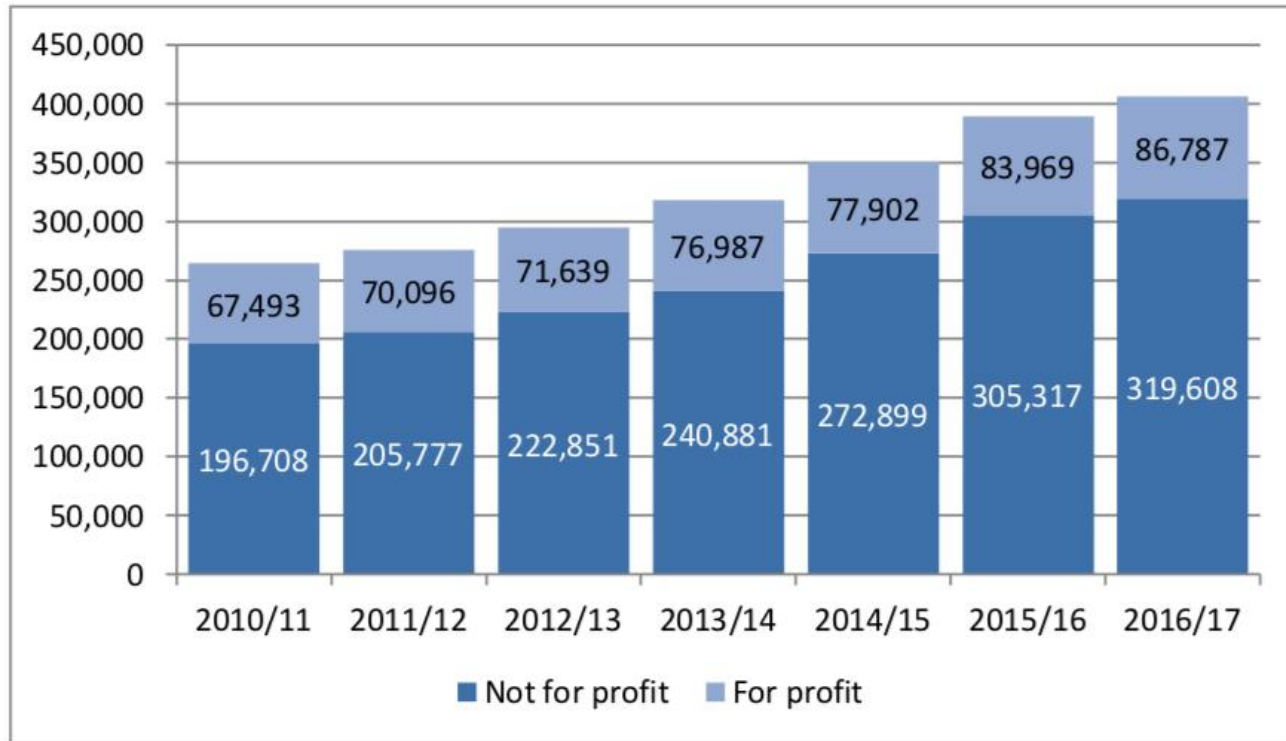
Child care: a public good or a fee for service?



The majority of spaces across Canada are delivered by for-profit providers. The highest number are in Quebec. For profit delivery is associated with poorer quality programs.

For profit expansion in Ontario

Figure 2-3: Number of Licensed Child Care Spaces



Source: Ministry of Education

Approximately 74% of child care spaces across Ontario are operated by not-for-profit organizations. 24% by for-profit. (Ottawa has the same breakdown). Spaces in the not-for-profit sub-sector increased by 62%. The for-profit sector increased by 29%; growing faster than their market share

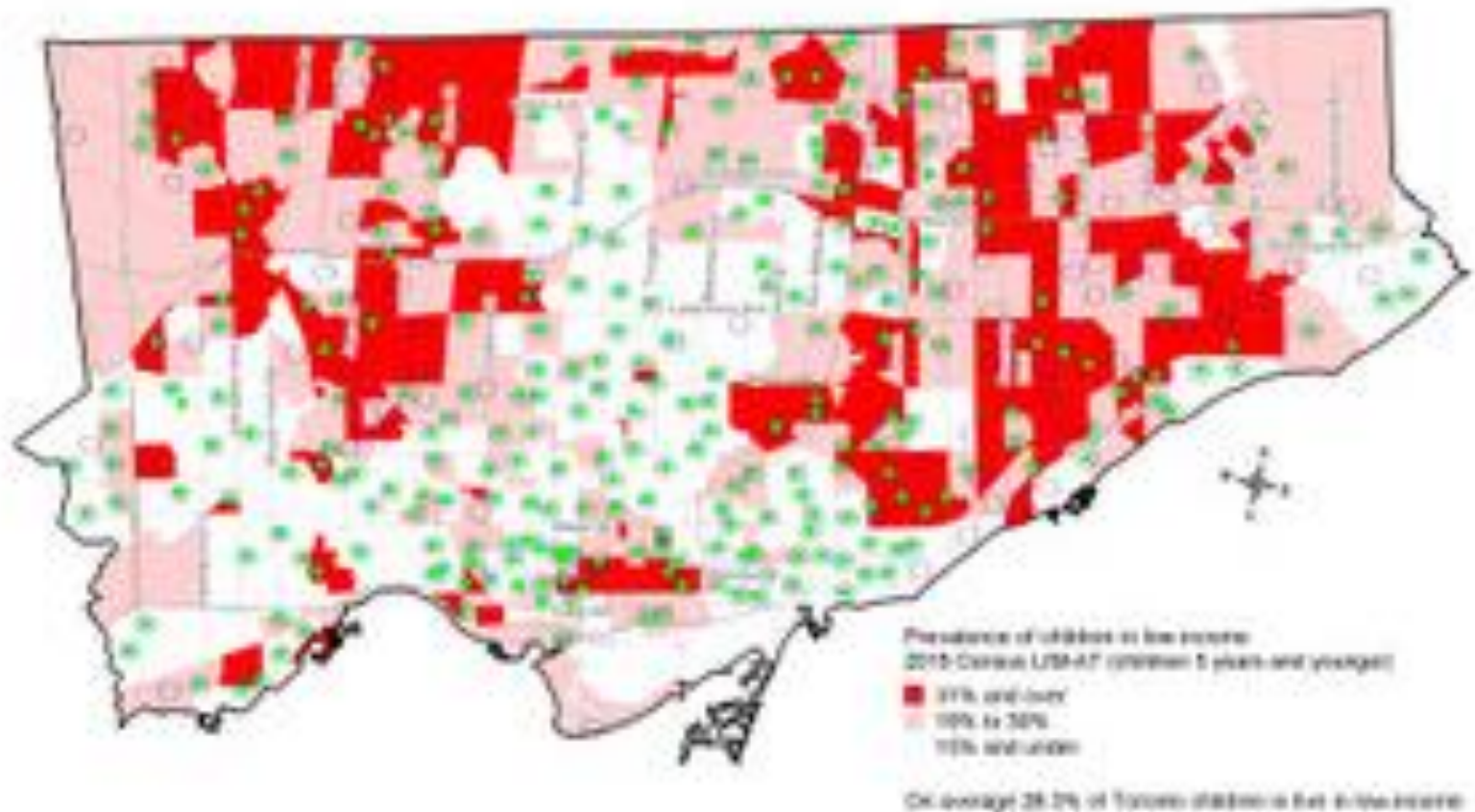
Viability – WRDSB example

Public before and after school programs (BASPs) in Waterloo have remained stable. Over 28% of 3rd party operators are no longer viable.

- Waterloo Region District School Board developed a split model for BASP at the insistence of child care operators
- 96 elementary schools (out of 101) now provide BASPs for Kindergarten to Grade 2; 15, 3rd party operators were grandparented
- New Youth Development Programs (Grades 3-6) are solely operated by 3rd party. Originally in 89 schools; 25 no longer operate.

Equity – City of Toronto example

All BASPS in Toronto District School Board elementary schools are operated by community child care providers. 170 are without BASPs. Most are in districts with the highest rates of child poverty.



Infant care is an unmet need

- Only 62 % of all new mothers under the federal EI program accessed parental benefits
- Only 44% of mothers in households earning less than \$30,000 took leave. Those who did for an average duration of 5 months
- Take-up rates of leave among self-employed are very low. Just 730 self-employed persons made a parental leave claim in 2015
- Evidence shows parents do not prefer homecare for infants. Providers are reluctant to take infants.

Moving forward

- Deficits in infant/toddler/preschool (ITP) and BASPs, while not desirable, could be viewed as part of the costs of education.
- Combine revenues from ITP and BASP to offset deficits
- Allow multi year budgeting
- Including early years programs in the provincial school facilities funding formula
- Provide school-operated ITPs with the same funding support as community programs
- Adopt a quality standards system to promote program quality and provide accountability to parents and funders

For more information

- Kerry.mccuaig@utoronto.ca
- Early Childhood Education Report 2017:
ecereport.ca
- Atkinson Centre: oise.utoronto.ca/atkinson