

# Early Years and Child Care Annual Report 2019



The Ministry of Education acknowledges the Government of Canada's support in connection with the **Multilateral Early Learning and Child Care Framework** and the **Canada-Ontario Early Learning and Child Care Agreement**. Part 3 of this document outlines Ontario's progress towards meeting early learning and child care goals under the agreement.



The Ontario Public Service endeavours to demonstrate leadership with respect to accessibility in Ontario. Our goal is to ensure that Ontario government services, products, and facilities are accessible to all our employees and to all members of the public we serve. This document, or the information that it contains, is available, on request, in alternative formats. Please forward all requests for alternative formats to ServiceOntario at 1-800-668-9938 (TTY: 1-800-268-7095).

# Contents

<b>Building a Stronger Child Care and Early Years System</b>	3
<b>PART 1: Overview of the Early Years and Child Care System</b>	6
<b>PART 2: Early Years and Child Care Key Data and Measures</b>	9
Licensed Child Care	9
EarlyON Child and Family Centres	19
Indigenous-led Programs and Programs On Reserve	20
Early Years Developmental Health and Well-Being	21
<b>PART 3: Indicators under the Canada-Ontario Early Learning and Child Care Agreement</b>	23
Expenditures and Actions	24
Licensed Child Care Indicators	26
EarlyON Child and Family Centres Indicators	33
Professional Learning Indicators	35
Appendix: List of Indicators under the Agreement	37

Une publication équivalente est disponible en français sous le titre suivant : *Rapport annuel sur la petite enfance et la garde d'enfants, 2019*.

This publication is available on the Ministry of Education's website, at [www.ontario.ca/edu](http://www.ontario.ca/edu).





## Building a Stronger Child Care and Early Years System

We know it is important to get the early years right – and make life easier for families.

That is why the provincial government is committed to increasing access to child care, giving parents more choice, and making high quality programs more affordable.

We also want all children to reach their full potential and become engaged, productive citizens who can contribute to Ontario's future prosperity. Research shows a clear link between a solid foundation in the early years and a child's long-term development and success.

With an investment of over \$2 billion in 2019-20 and a commitment to create up to 30,000 new child care spaces in schools, we are building a stronger child care and early years system to provide more children and families with access to child care and give children the best possible start in life.

Ontario's child care and early years system continues to grow. In 2018-19:

- The number of licensed child care centres increased by 2%, to over 5,500 centres, and the number of centres located in publicly funded schools also increased by 2% to a total of nearly 3,000 centres.
- The number of licensed child care spaces grew by 5%, to more than 445,000 spaces. All age groups have seen an increase in spaces: a 7% increase for infants, 5% for toddlers, 3% for preschool, 5% for Kindergarten,

5% for school age children, and the “family age” group<sup>1</sup> grew from 162 to 418 spaces.

- A total of 124 home child care agencies were in operation, with more than 3,900 homes providing child care.
- More than 100,000 children received fee subsidies.
- Over 1,500 individuals were approved to receive grants to support them in obtaining an early childhood education diploma.
- More than 350,000 children visited child and family programs in over 1,000 locations across Ontario.

The provincial government has recently announced some historic contributions to support families and young children. These include:

- investing over \$2 billion in child care and early years funding for 2019-20, including approximately \$390 million for the new Ontario Childcare Access and Relief from Expenses tax credit
- supporting families in need of fee subsidies and providing funding to municipalities for this purpose
- creating up to 30,000 child care spaces in schools over the next five years – including approximately 10,000 spaces in new schools
- allocating \$208 million to municipalities and First Nations communities to support wage enhancements for eligible child care professionals
- reducing red tape and administrative burden for the child care and early years sector
- making child care more accessible to families by making legislative changes to provide home-based child care providers with more flexibility
- increasing choice for parents by allowing authorized recreational and skill building programs to serve school-aged children, giving parents additional options for before- and after-school care.

We are also supporting service system managers across the province to find savings and efficiencies. A set of regulatory amendments that became effective September 1, 2019, are intended to reduce red tape, clarify requirements, expand access, and ensure high quality standards of care. Reduced bureaucracy means educators have more time to focus more on what matters – children and families.

1. As of September 1, 2017, a new licensed age group – “family age” – for children 0-12 years was introduced for licensed child care centres. This new group allows children of different ages in the same family to be placed in the same group in a play activity room.

Ontario's new child care and early years plan focuses on four key areas:

1. Making child care more affordable
2. Increasing choice and availability for families
3. Improving quality and delivering high standards of care
4. Reducing red tape and administrative burden.

As part of this plan, the Ministry of Education, which is responsible for child care and early years programs, will be undertaking a review of the *Child Care and Early Years Act, 2014* and its regulations over the coming year. The *Child Care and Early Years Act, 2014* is the law governing child care in Ontario and came into effect on August 31, 2015, replacing the *Day Nurseries Act*. With this act turning five years old in 2020, we look forward to engaging with stakeholders and the public to explore opportunities to enhance early years and child care legislation and reduce administrative burden, while continuing to ensure the health and safety of children in child care.

With the above initiatives, we are giving families the child care and early years options their children need to reach their full potential – and to build a flexible system that is accessible, affordable, inclusive, and high quality.



## PART 1: Overview of the Early Years and Child Care System

The Ministry of Education sets overall policy, legislation, and regulations for the child care and early years sector, under the authority of the *Child Care and Early Years Act, 2014*, and licenses child care providers across the province. The ministry also conducts inspections and investigates complaints about licensed and unlicensed child care.

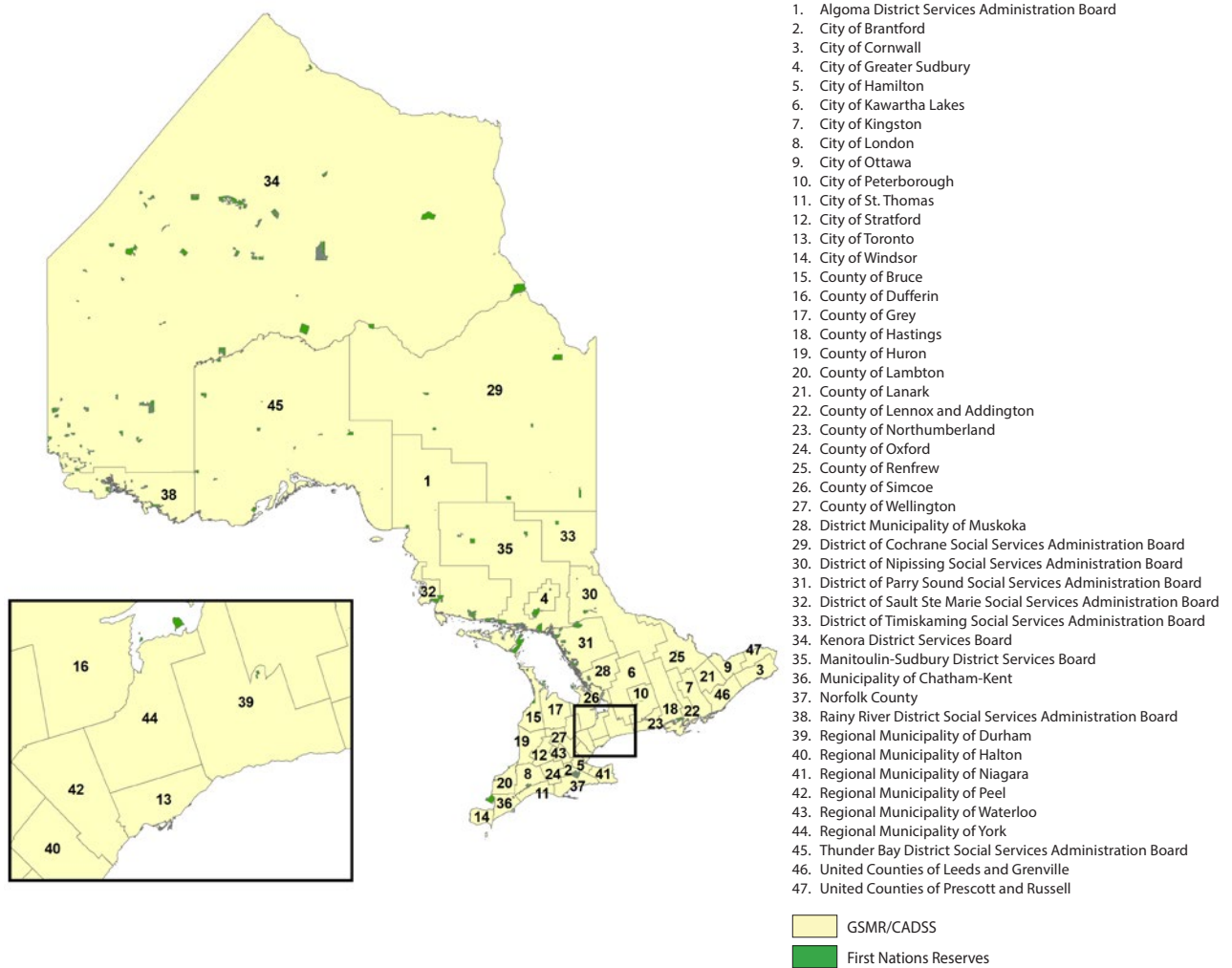
The ministry oversees and licenses two types of child care:

- licensed child care centres, and
- home child care agencies, which contract with home child care providers.

The provincial government provides funding to 47 local service system managers, known as Consolidated Municipal Service Managers (CMSMs) and District Social Services Administration Boards (DSSABs), to support licensed child care and child and family programs in the province (see Figure 1). These service system managers have the authority to determine funding priorities within their local systems, provided they comply with provincial legislation, policies, and guidelines.



**Figure 1: Consolidated Municipal Service Managers and District Social Services Administration Boards in Ontario**

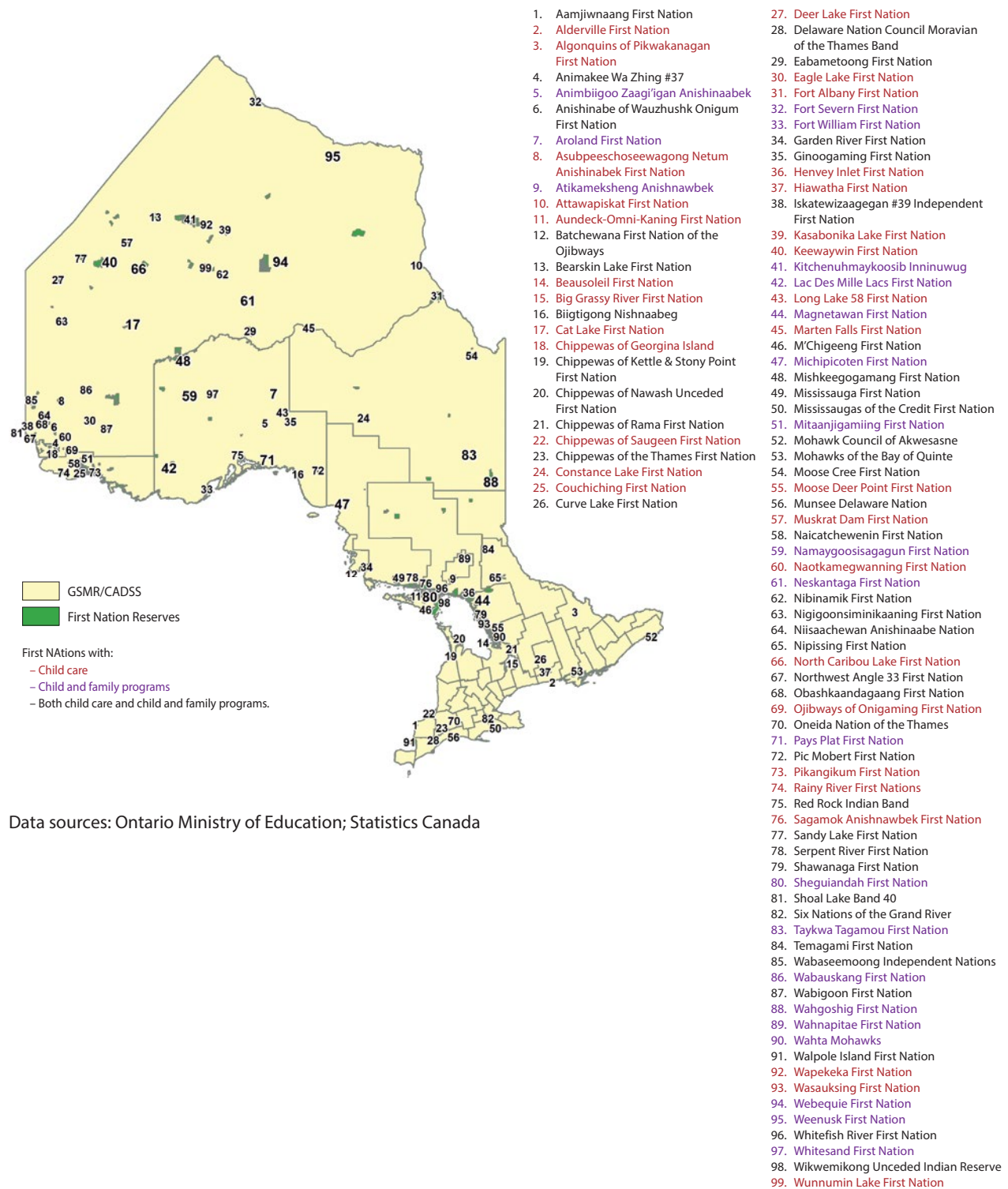


Data sources: Ontario Ministry of Education; Statistics Canada

As of March 31, 2019, the province was funding 99 First Nations to support child care and/or child and family programs on reserve (see Figure 2), of which:

- 32 received funding for child care **only**
- 22 received funding for child and family programs **only**
- 45 received funding for a combination of child care **and** child and family programs.

**Figure 2: Ontario First Nations Receiving Provincial Funding for Child Care and/or Child and Family Programs**



Data sources: Ontario Ministry of Education; Statistics Canada



## PART 2: Early Years and Child Care Key Data and Measures

### Licensed Child Care

In Ontario, licensed child care is provided in centres and homes, and is delivered by a mix of not-for-profit and for-profit organizations as well as municipalities, school boards, and First Nations. As of March 31, 2019, there were 5,523 licensed child care centres in Ontario. The total number of spaces in licensed centres was 446,596, which included:

- 33,149 spaces in centres that provide services in French
- 6,120 spaces in centres that provide bilingual services
- 3,189 spaces in centres in First Nations communities (on reserve).

As of March 31, 2019, a total of 124 licensed home child care agencies were in operation in the province. These agencies were permitted to contract with a maximum of 7,923 approved homes.<sup>2</sup> Two home child care agencies were operated by First Nations, with a maximum of 31 approved homes. A total of 3,918<sup>3</sup> homes were deemed to be “active homes”.<sup>4</sup>

2. “Approved homes” refers to the maximum number of homes with which an agency is permitted to enter into a contract.

3. Data source: 2019 Licensed Child Care Operations Survey, Ontario Ministry of Education. All licensed child care centres and home child care agencies that were operating as of March 31, 2019, were asked to complete the 2019 survey, and more than 99% did so.

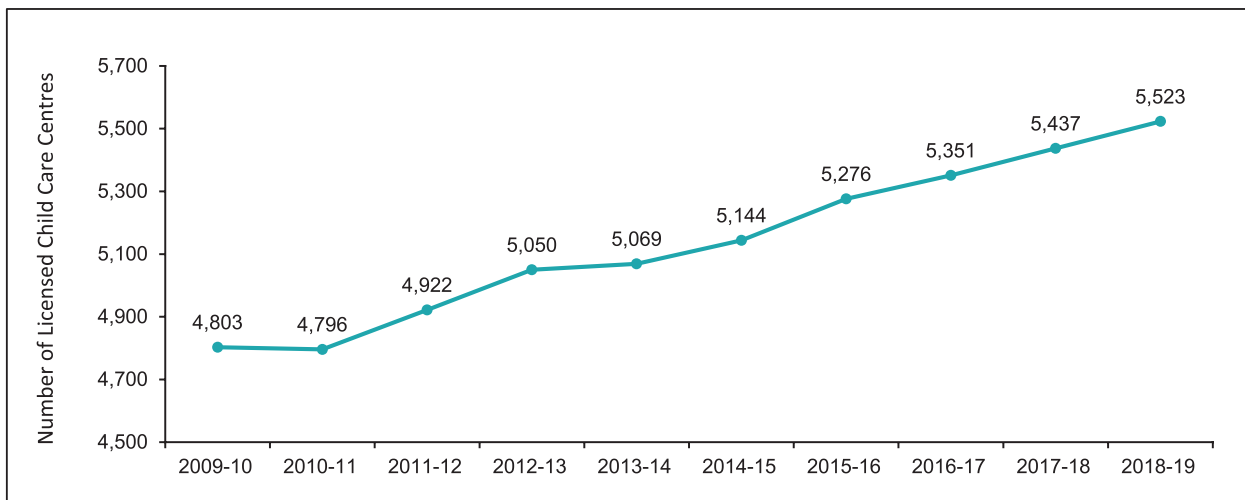
4. “Active homes” refers to the number of home child care providers that have a contract/agreement with an agency.

## Overall Trends in Licensed Child Care

Ontario's licensed child care sector continues to grow, driven by growth in licensed child care centres (see Figure 3 and Table 1). Specific areas of growth since 2009-10 include the following:

- The number of licensed child care centres increased by about 15%, from 4,803 to 5,523. Licensed spaces have increased by 73%, from 257,457 to 446,596.
- The number of spaces has grown across all age groups, including kindergarten (274%), school age (89%), toddler (67%), infant (60%), and preschool (9%).

**Figure 3: Number of Licensed Child Care Centres, 2009-10 to 2018-19**



Data source: Child Care Licensing System, Ontario Ministry of Education

**Table 1: Spaces in Licensed Child Care Centres by Age Group, 2009-10 to 2018-19**

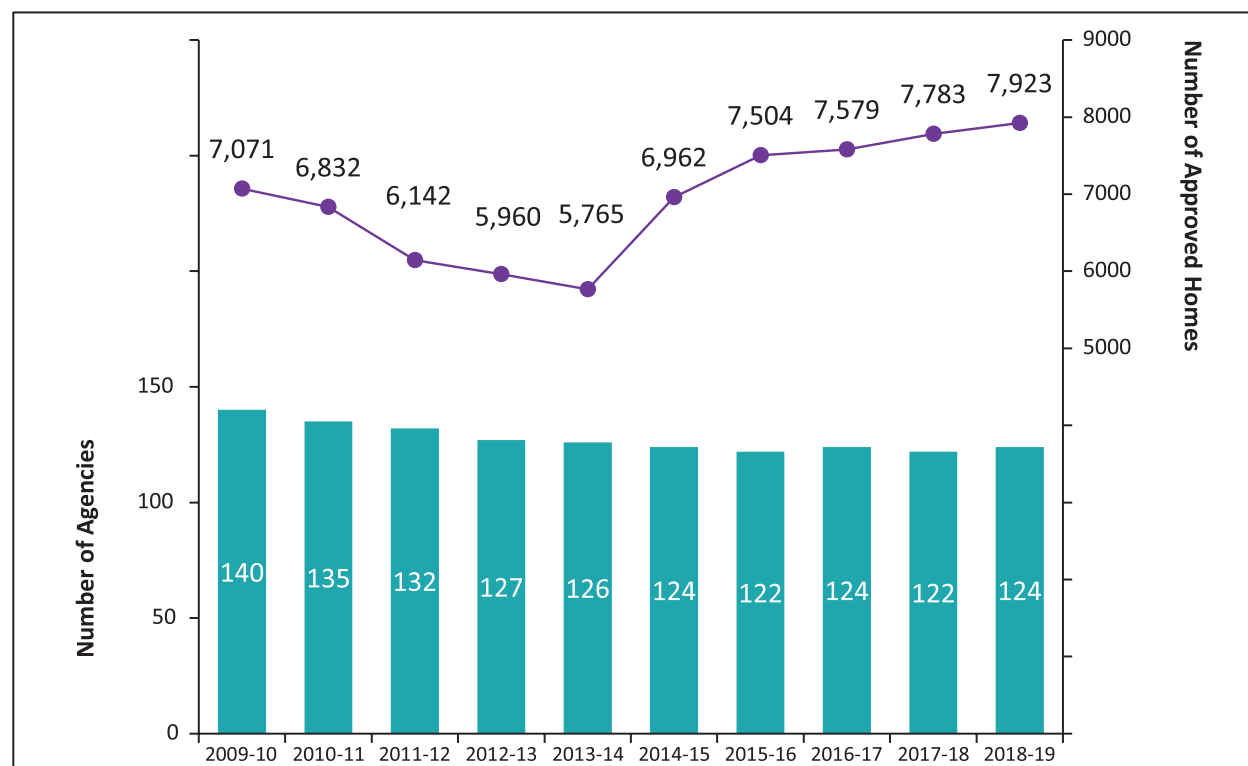
	2009-10	2010-11	2011-12	2012-13	2013-14	2014-15	2015-16	2016-17	2017-18	2018-19
<b>Number of Spaces*</b>	257,457	264,201	275,873	294,490	317,868	350,801	389,286	406,395	427,032	446,596
Infant	8,511	8,874	9,269	9,634	10,250	11,025	11,759	12,231	12,755	13,626
Toddler	28,083	29,534	30,867	32,578	34,772	37,833	41,211	42,900	44,529	46,865
Preschool	103,174	103,048	103,474	102,731	102,133	102,380	104,802	105,955	108,375	112,042
Kindergarten	27,621	28,944	32,547	40,796	52,168	64,340	85,014	92,035	98,310	103,308
School Age	90,233	93,839	99,743	108,795	118,545	135,223	146,500	153,274	162,901	170,337
Family Age	-	-	-	-	-	-	-	-	162	418

Data source: Child Care Licensing System, Ontario Ministry of Education

\* In years prior to 2013-14, the total number of spaces may not be equal to the sum of the spaces due to the exclusion of alternate capacity from the totals up to that point. (Alternate capacity refers to spaces that are licensed for different age groups to be used at different times.)

Overall, the number of approved homes has increased by 12% since 2009-10, from 7,071 to 7,923 (see the line in Figure 4), and the number of licensed home child care agencies has decreased by 11%, from 140 to 124 (see the bars in Figure 4).

**Figure 4: Licensed Home Child Care Agencies and Approved Homes, 2009-10 to 2018-19**



Data source: Child Care Licensing System, Ontario Ministry of Education

## Child Care by Type of Auspice<sup>5</sup>

As of March 31, 2019:

- 76% of licensed child care centres were not-for-profit (operated by not-for-profit organizations and First Nations) and 24% were for-profit.
- 79% of child care spaces were in not-for-profit centres and 21% were in for-profit centres.
- 84% of licensed home child care agencies were not-for-profit and 16% were for-profit.
- 90% of approved child care homes were affiliated with not-for-profit agencies and 10% were affiliated with for-profit agencies.

For more detailed data and a look at changes over time, see Tables 2 and 3.

**Table 2: Licensed Child Care Centres and Spaces in Licensed Child Care Centres by Auspice, 2009-10 to 2018-19**

	2009-10	2010-11	2011-12	2012-13	2013-14	2014-15	2015-16	2016-17	2017-18	2018-19
<b>Number of Centres</b>	4,803	4,796	4,922	5,050	5,069	5,144	5,276	5,351	5,437	5,523
Not-for-profit	3,663	3,643	3,733	3,859	3,847	3,942	4,007	4,053	4,128	4,186
For-profit	1,140	1,153	1,189	1,191	1,222	1,202	1,269	1,298	1,309	1,337
<b>Number of Spaces</b>	257,457	264,201	275,873	294,490	317,868	350,801	389,286	406,395	427,032	446,596
Not-for-profit	192,256	196,708	205,777	222,851	240,881	272,899	305,317	319,608	337,318	352,949
For-profit	65,201	67,493	70,096	71,639	76,987	77,902	83,969	86,787	89,714	93,647

Data source: Child Care Licensing System, Ontario Ministry of Education

**Table 3: Licensed Home Child Care Agencies and Approved Homes by Auspice, 2009-10 to 2018-19**

	2009-10	2010-11	2011-12	2012-13	2013-14	2014-15	2015-16	2016-17	2017-18	2018-19
<b>Number of Agencies</b>	140	135	132	127	126	124	122	124	122	124
Not-for-profit	125	121	118	116	113	111	108	109	105	104
For-profit	15	14	14	11	13	13	14	15	17	20
<b>Number of Approved Homes</b>	7,071	6,832	6,142	5,960	5,765	6,962	7,504	7,579	7,783	7,923
Not-for-profit	6,624	6,398	5,812	5,640	5,403	6,500	6,992	7,017	7,114	7,148
For-profit	447	434	330	320	362	462	512	562	669	775

Data source: Child Care Licensing System, Ontario Ministry of Education

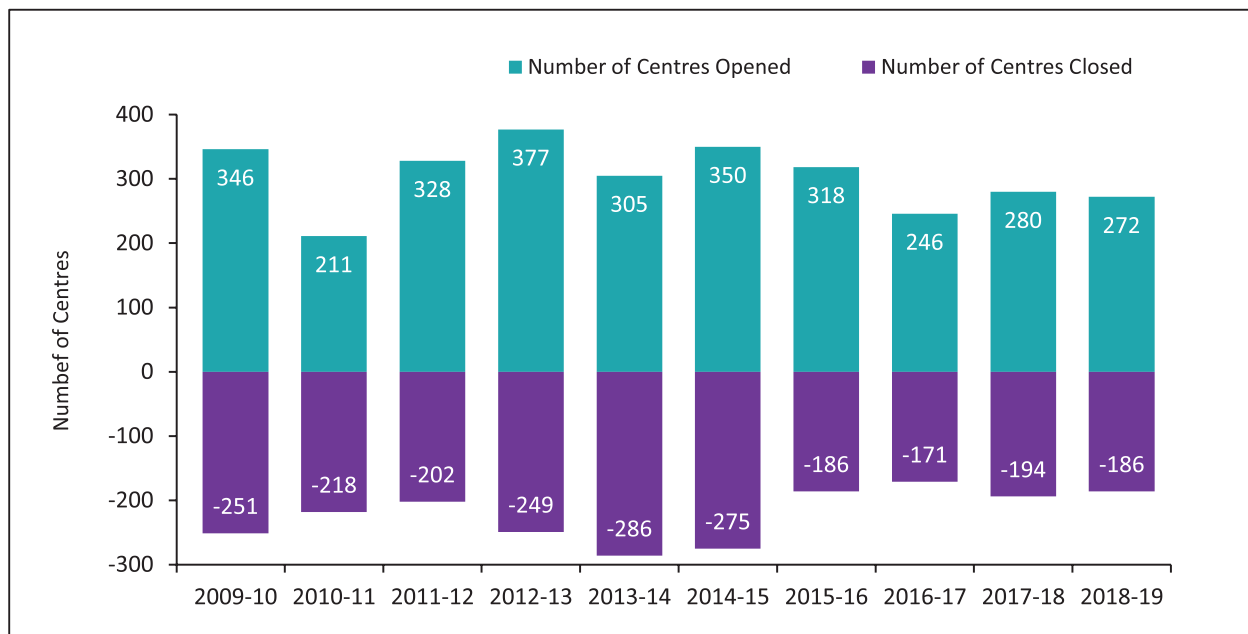
5. "Auspice" refers to the ownership and operation of a service. In this report, licensed child care centres are categorized into two types of auspice: not-for-profit and for-profit.

## Licensed Child Care Centres – Openings and Closures

Licensed child care centres open and close on a regular basis, with more centres opening than closing in most years. Child care centres open for reasons such as the expansion of an existing program, a desire to provide a child care service in a community, or local planning efforts by municipalities to address an increase in the need for child care. Centres that close typically do so due to low enrolment.

In 2018-19, 272 child care centres opened and 186 closed. On average, there has been an annual net increase of 82 centres per year for the past 10 years (see Figure 5). 720 more child care centres were in operation in 2018-19 than in 2009-10.

Figure 5: Licensed Child Care Centre Openings and Closures, 2009-10 to 2018-19

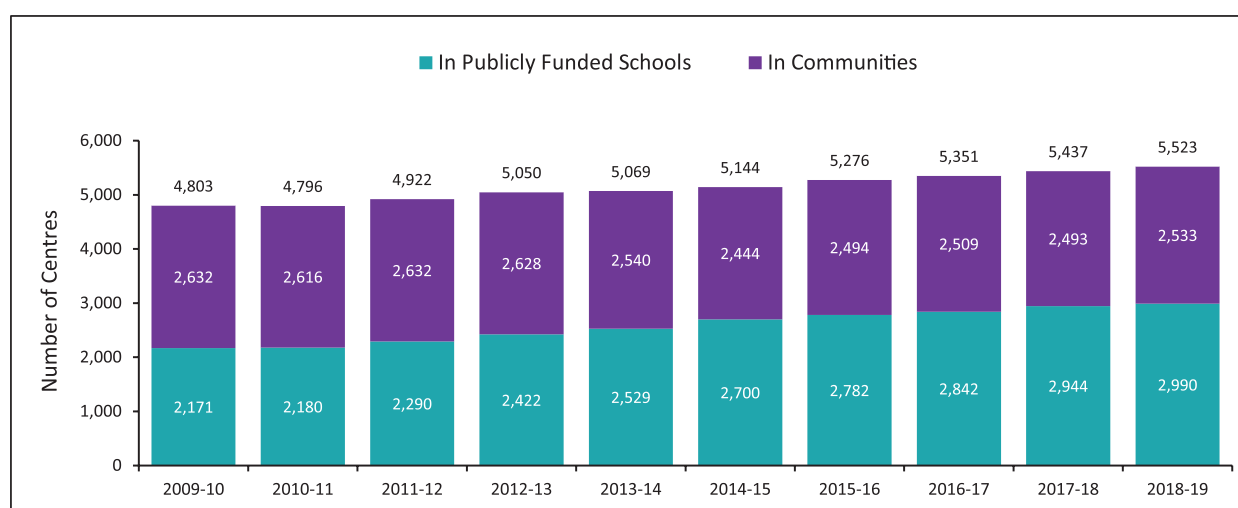


Data source: Child Care Licensing System, Ontario Ministry of Education

## Licensed Child Care in Publicly Funded Schools and in Communities

As of March 31, 2019, 54% of child care centres, and 63% of child care spaces, were in publicly funded schools. The remaining 46% of child care centres, and 37% of child care spaces, were located elsewhere in the community. The number of licensed child care centres located in publicly funded schools increased by 2% in 2018-19 compared to the previous year, and spaces increased by 5% in the same period. Since 2009-10, the number of child care centres located in publicly funded schools has increased by 38% (see Figure 6), and spaces have increased by 152% (see Figure 7).

Figure 6: Licensed Child Care Centres in Publicly Funded Schools and in Communities, 2009-10 to 2018-19<sup>6</sup>

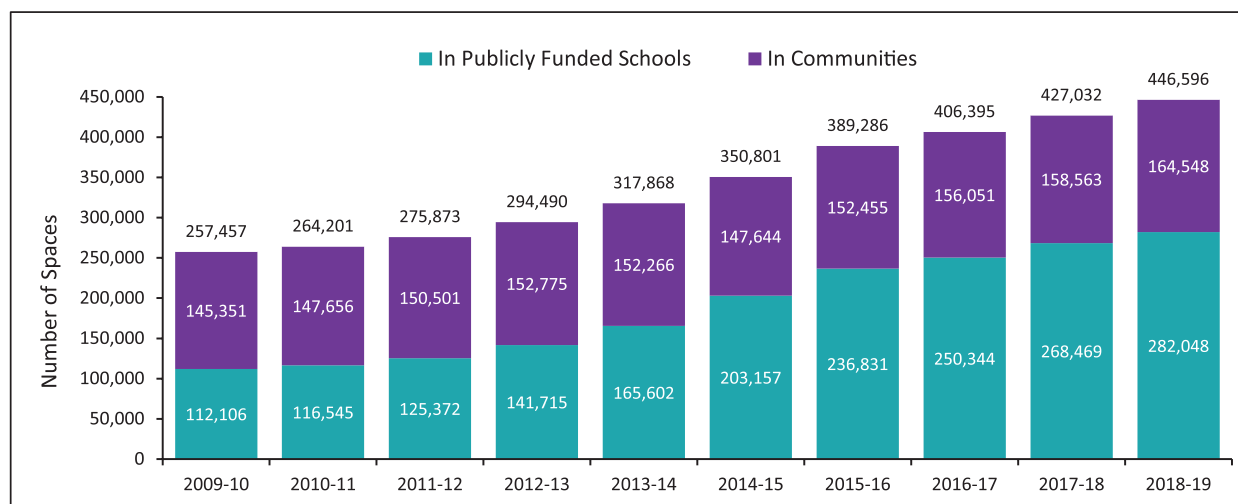


Data source: Child Care Licensing System, Ontario Ministry of Education

6. Data for 2015-16 and 2016-17 differ from corresponding data in the previous edition of the *Early Years and Child Care Annual Report* owing to updated information.



**Figure 7: Licensed Child Care Spaces in Publicly Funded Schools and in Communities, 2009-10 to 2018-19<sup>7</sup>**



Data source: Child Care Licensing System, Ontario Ministry of Education

### ***First Nations Licensed Child Care On Reserve***

As of March 31, 2019, 75 licensed child care centres were operated by 57 First Nations in Ontario. The number of licensed child care spaces on reserve has seen no significant increase or decrease since 2009-10 (see Table 4).

**Table 4: First Nations Licensed Child Care Centres and Spaces by Age Group, 2009-10 to 2018-19**

	2009-10	2010-11	2011-12	2012-13	2013-14	2014-15	2015-16	2016-17	2017-18	2018-19
<b>Number of Centres</b>	77	78	76	76	74	75	76	76	76	75
Infant	221	227	223	232	254	270	296	290	290	290
Toddler	652	662	682	692	702	727	727	727	731	717
Preschool	1,581	1,613	1,602	1,624	1,620	1,568	1,541	1,553	1,551	1,529
Kindergarten	345	279	197	205	172	177	192	192	227	225
School Age	401	391	439	458	443	398	413	413	416	413
Family Age	-	-	-	-	-	-	-	-	-	15
<b>Total Number of Spaces</b>	<b>3,200</b>	<b>3,172</b>	<b>3,143</b>	<b>3,211</b>	<b>3,191</b>	<b>3,140</b>	<b>3,169</b>	<b>3,175</b>	<b>3,215</b>	<b>3,189</b>

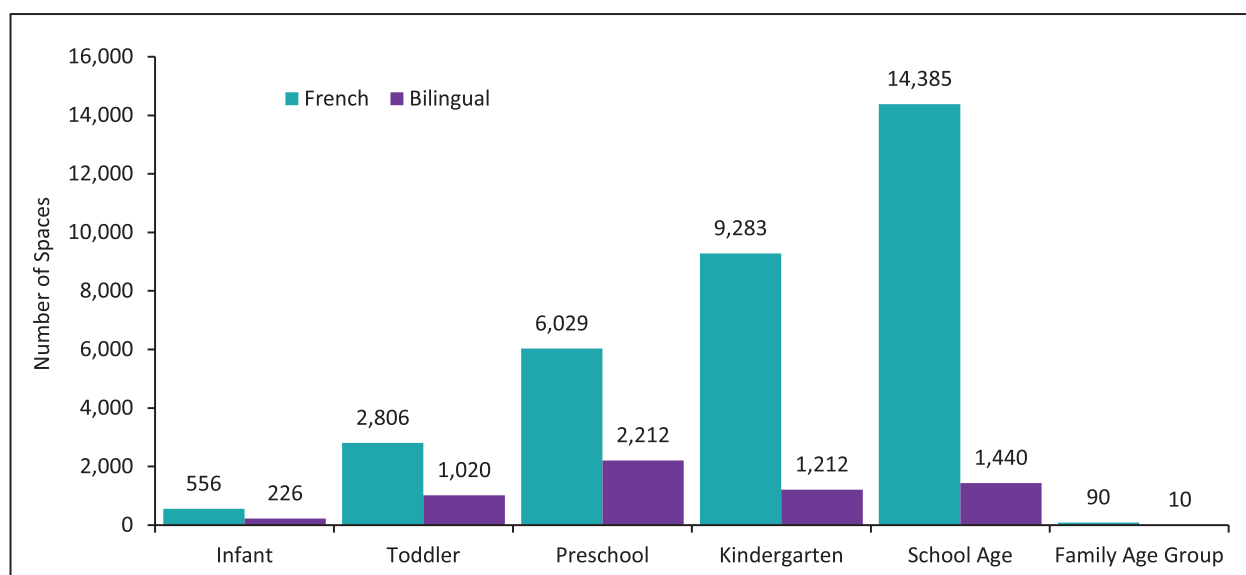
Data source: Child Care Licensing System, Ontario Ministry of Education

7. Data for 2015-16 and 2016-17 differ from corresponding data in the previous edition of the *Early Years and Child Care Annual Report* owing to updated information.

## French-language and Bilingual Licensed Child Care

Some licensed child care centres offer services in French or in both English and French (i.e., bilingual). In 2018-19, of the 5,523 licensed child care centres, 310 (6%) offered programs in French, and 88 (2%) offered bilingual programs. Of the 446,596 licensed child care spaces, 33,149 (7%) were for programs in French and 6,120 (1%) were for bilingual programs. (For more about how these spaces are distributed by age, see Figure 8.)

**Figure 8: Licensed Child Care Spaces in French-language and Bilingual Child Care by Age Group, 2018-19**



Data source: Child Care Licensing System, Ontario Ministry of Education

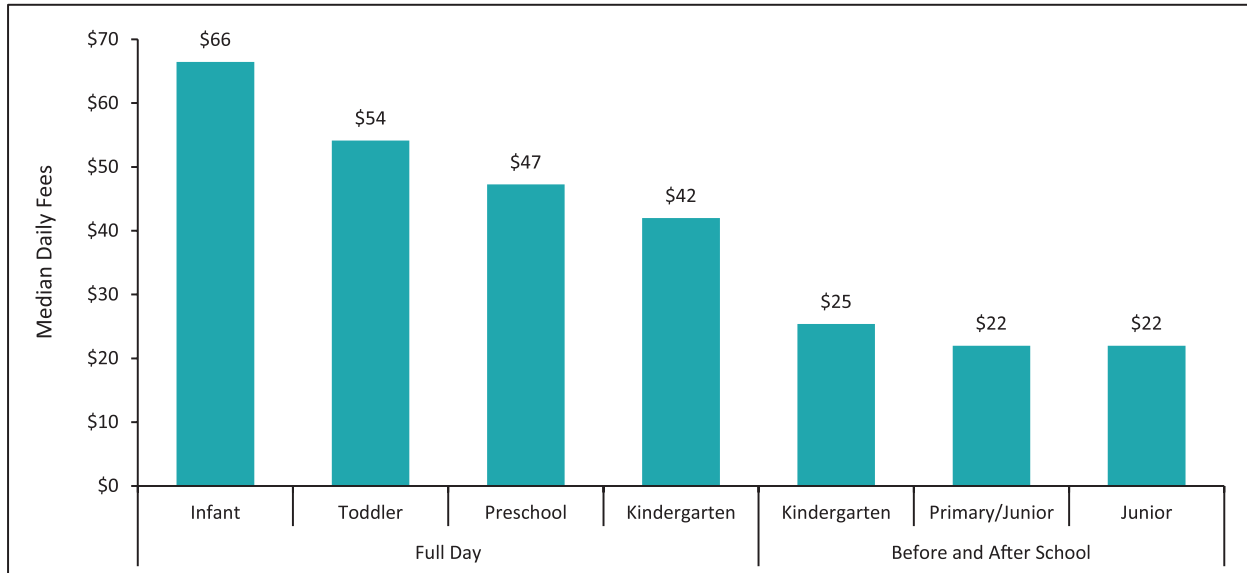
## Parent Fees by Age Group

In 2019, median parent fees among licensed child care centres ranged from \$66 per day for infants to \$22 per day for school-aged children. Median parent fees among licensed home child care agencies ranged from \$46 per day for children under 2 years of age to \$25 per day for children aged 6 to 12 years.

Licensed child care continues to be more expensive for younger children than it is for older children. In general, daily parent fees for younger children were higher among licensed child care centres than home child care agencies. Conversely, fees for older children were lower at licensed child care centres than at home child care agencies. (See Figures 9 and 10.<sup>8</sup>)

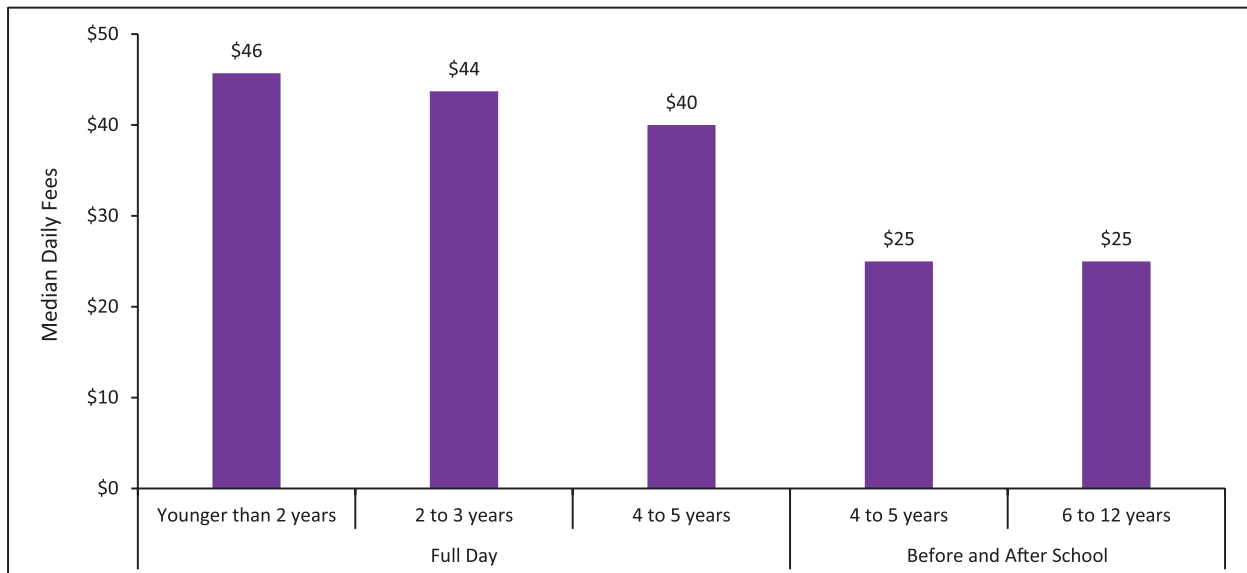
8. Different sets of age categories were used to collect data for licensed child care centres and licensed home child care agencies. Age categories used for licensed child care centres are in accordance with the *Child Care and Early Years Act, 2014*. These age categories do not apply to licensed home child care.

**Figure 9: Median Daily Fees by Age Group Among Licensed Child Care Centres, 2019**



Data source: 2019 Licensed Child Care Operations Survey, Ontario Ministry of Education

**Figure 10: Median Daily Fees by Age Group Among Licensed Home Child Care Agencies, 2019**

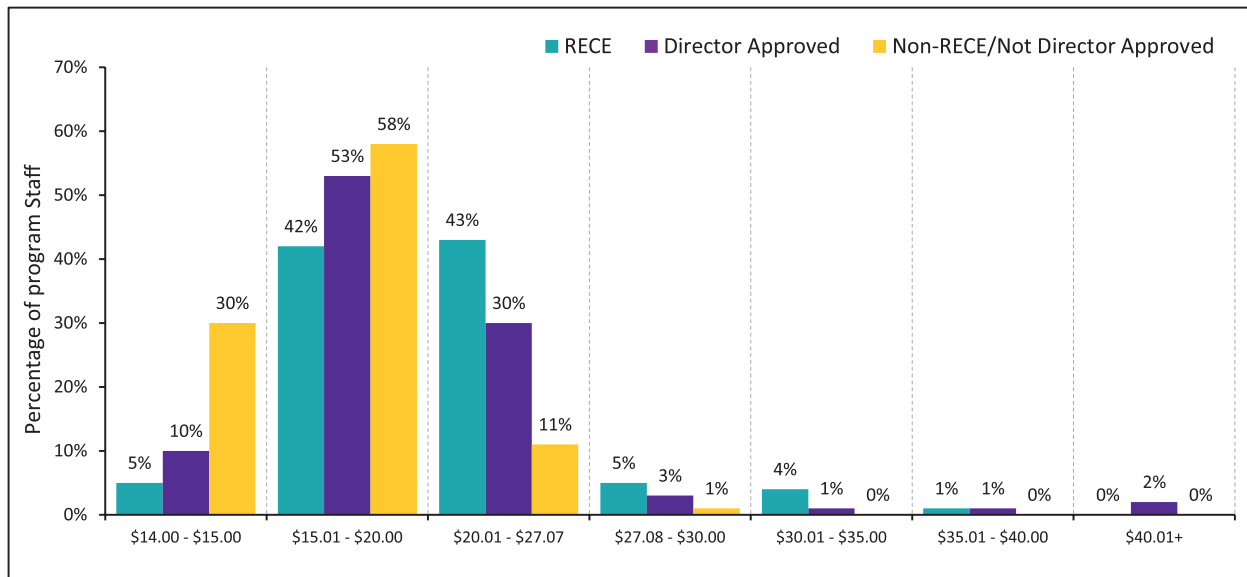


Data source: 2019 Licensed Child Care Operations Survey, Ontario Ministry of Education

## Staff Wages by Category

Program staff fall into one of three categories: Registered Early Childhood Educators (RECEs), staff approved by a ministry director,<sup>9</sup> and staff who are not RECEs and have not been director-approved. Among full-time RECEs employed by licensed child care centres, 42% earned between \$15 and \$20 per hour, and 43% earned between \$20 and \$27 per hour. For the majority of full-time program staff in the other two categories, wages ranged between \$15 and \$20 per hour (see Figure 11).

**Figure 11: Hourly Wages of Full-time Program Staff in Licensed Child Care Centres, 2019**



Data source: 2019 Licensed Child Care Operations Survey, Ontario Ministry of Education

9. Ontario Regulation 137/15 sets out rules under the *Child Care and Early Years Act, 2014* governing staff in licensed child care centres. For each group of children in licensed child care centres, the licensee is required to employ at least one program staff member who is listed on the College of Early Childhood Educators' Public Register as a member in good standing or who has been otherwise approved by a director. For more information, see "Staff Qualifications" under "Licensed Child Care Indicators".

# EarlyON Child and Family Centres

EarlyON Child and Family Centres offer free drop-in programs for caregivers and children from birth to six years old. The centres are open to all families in Ontario and offer a range of services:

- activities such as reading, storytelling, games, and sing-alongs
- advice from professionals trained in early childhood development
- information about other family services in the community
- opportunities to connect with other families with young children.

The ministry's **EarlyON Child and Family Centre web page** allows parents and caregivers to find child and family programs in their communities.

Consolidated Municipal Service Managers and District Social Services Administration Boards assumed responsibility for EarlyON Child and Family Centres in January 2018. These service system managers are responsible for the local management of EarlyON centres as part of their responsibility for the management of child care and other human services.

As of March 31, 2019, there were 1,187 EarlyON Child and Family Centre locations across Ontario, of which 393 were main EarlyON Child and Family Centre locations and 794 were mobile/satellite EarlyON Child and Family Centre locations.

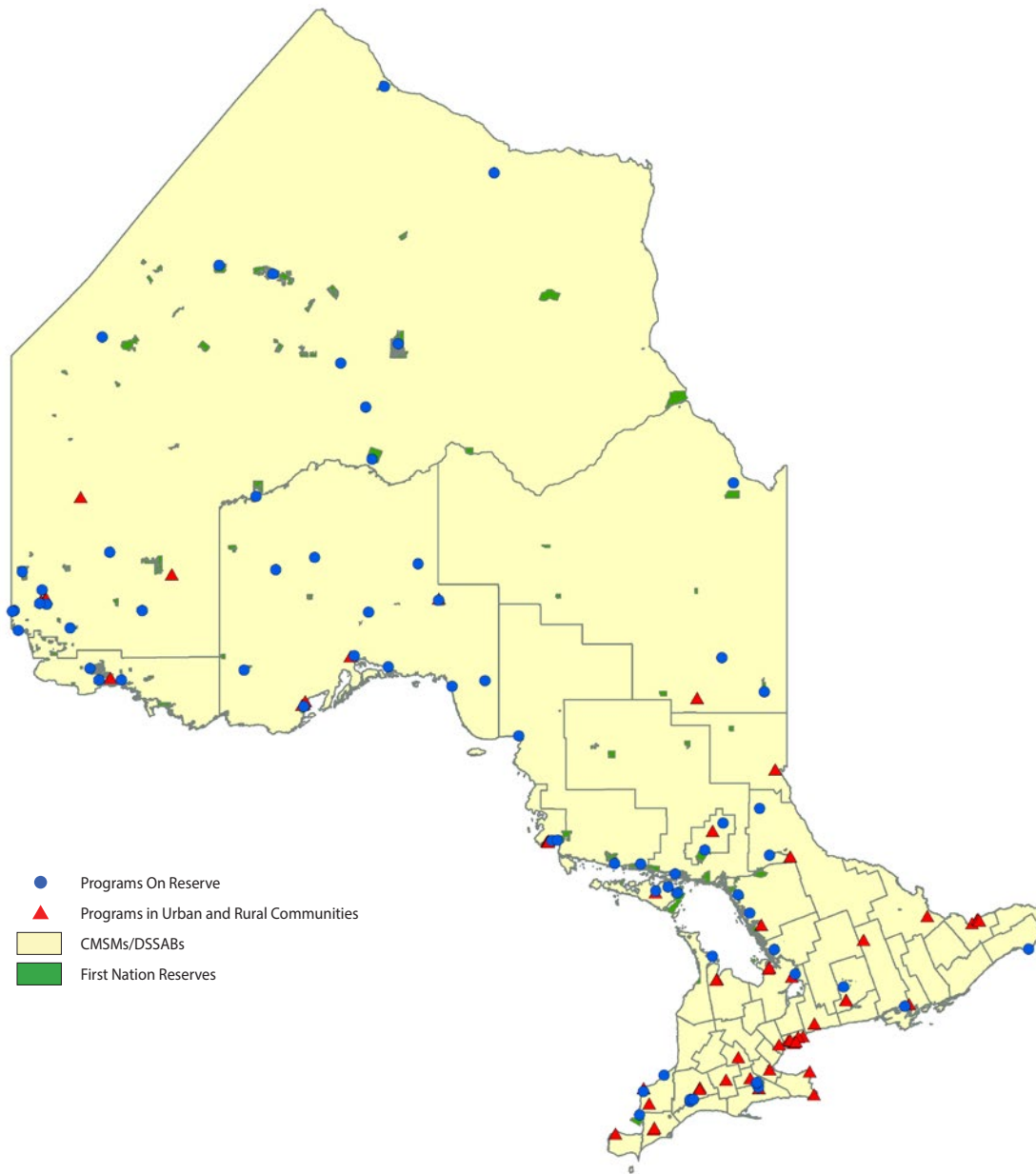
Of the total number of EarlyON Child and Family Centre locations, 333 offer non-standard hours, 112 offer French-language programming, and 68 offer Indigenous programming.<sup>10</sup>

10. Data source: EarlyON web page on Ontario.ca, Ontario Ministry of Education.

# Indigenous-led Programs and Programs On Reserve

As part of Ontario's commitment to reconciliation with Indigenous people, the ministry established or enhanced 67 on reserve programs (5 enhanced, 62 new) and 61 programs in urban and rural communities (10 child care programs, 14 joint child care and child and family programs, and 37 child and family programs). (See Figure 12.)

**Figure 12: Indigenous-led Child Care and Child and Family Programs**



Data sources: Ontario Ministry of Education; Statistics Canada

# Early Years Developmental Health and Well-Being

Information on children’s developmental health and well-being prior to Grade 1 is collected throughout the province using the Early Development Instrument (EDI). The EDI is a questionnaire that teachers complete about the skills and abilities of each of their Year 2 (senior) kindergarten students. It measures developmental health and well-being across five domains:

- physical health and well-being
- social competence
- emotional maturity
- language and cognitive development
- communication skills and general knowledge.

The EDI is used as a population measure (i.e., a measure of whole populations based on geographical or administrative boundaries) by the ministry, municipalities, school boards, and community organizations to inform decision-making and plan early years programs and services. The ministry uses the EDI as a key indicator to monitor the state of young children in Ontario.

Since 2004, the EDI has been collected across the province in three-year cycles:

- over a three-year period for Cycle 1 (2004-06), Cycle 2 (2007-09), and Cycle 3 (2010-12)
- in a single year, every three years, for Cycle 4 (2015) and Cycle 5 (2018).<sup>11</sup>

EDI results can be compared over time to get a sense of how young children’s developmental health and well-being is changing in Ontario. Examining the percentage of vulnerable children<sup>12</sup> by domain is a way of monitoring areas where children’s level of difficulty in meeting age appropriate developmental expectations may change over time (see Figure 13). The results can also be combined to look at all those who are vulnerable in *one or more* of the five domains (see Figure 14). Combining domains in this way provides a fuller picture and captures those children who may be vulnerable in single domains or in multiple domains.

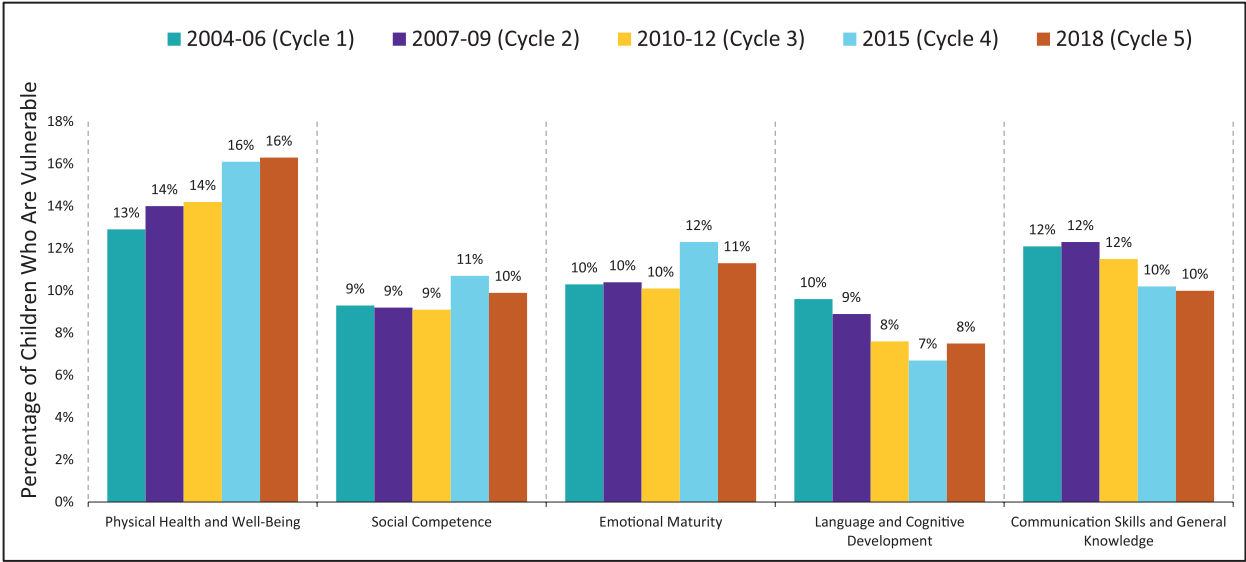
11. 113,323 EDI questionnaires were analysed for Cycle 1; 110,916 for Cycle 2; 119,494 for Cycle 3; 125,858 for Cycle 4; and 123,912 for Cycle 5.

12. “Vulnerable” describes children who score below the 10th percentile of the Ontario EDI baseline population scores. This indicates that they are struggling in comparison to the baseline population.

Overall, results remained relatively stable between Cycle 4 and Cycle 5. In 2018, 70.4% of children were considered developmentally ready when they entered Grade 1, compared to 70.6% in 2015.

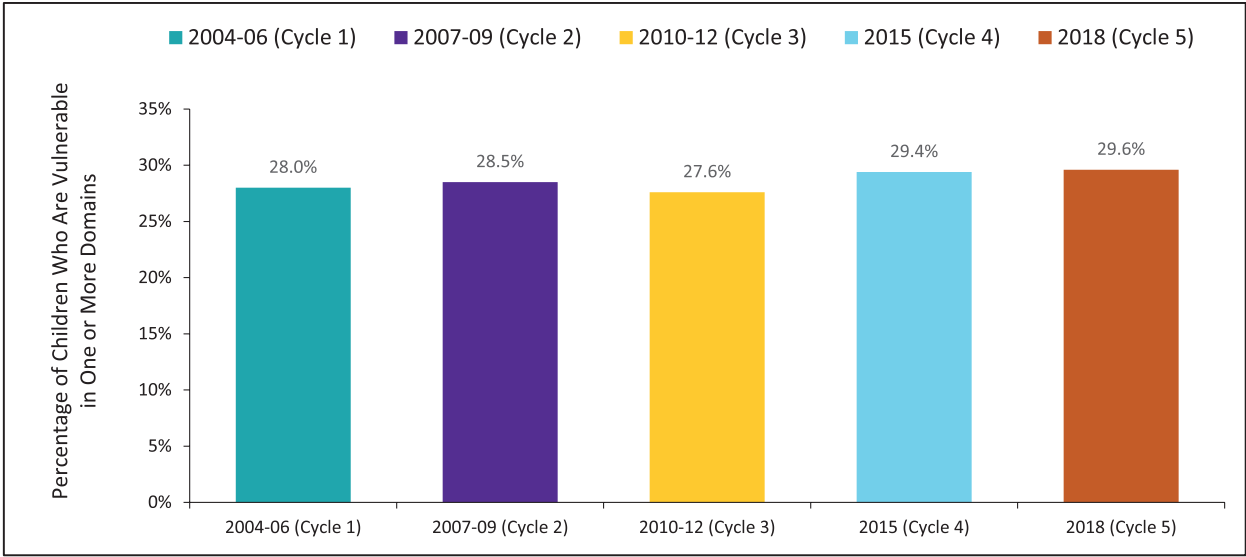
Additional information about the EDI is available from the **Offord Centre for Child Studies** at McMaster University.

**Figure 13: Percentage of Vulnerable Children by EDI Domain, 2004-18**



Data source: Offord Centre for Child Studies, McMaster University

**Figure 14: Percentage of Children Who Are Vulnerable in One or More EDI Domains, 2004-18**



Data source: Offord Centre for Child Studies, McMaster University





## PART 3: Indicators under the Canada-Ontario Early Learning and Child Care Agreement

The federal government committed \$400 million in their 2016 budget, and an additional \$7 billion over 10 years in their 2017 budget, to establish a **Multilateral Early Learning and Child Care Framework** with provinces and territories.<sup>13</sup> Under the framework, the federal government and these provinces and territories agreed to work together over time to achieve broad long-term goals for early learning and child care systems that are high quality, accessible, affordable, flexible, and inclusive. These provinces and territories also agreed to report annually on progress made in relation to the framework and on the impact of federal funding, while reflecting the priorities of each jurisdiction in early learning and child care.

On June 16, 2017, Ontario was the first province to sign an agreement under the framework, known as the three-year **Canada-Ontario Early Learning and Child Care Agreement**. Under the agreement, the federal government agreed to allocate \$439 million to Ontario over three years (i.e., 2017-18, 2018-19, and 2019-20).<sup>14</sup> Current annual investments include:<sup>15</sup>

- \$100 million to support access for children and families to child care
- \$40 million to support access to EarlyON Child and Family Centres

13. Quebec is not part of the Multilateral Early Learning and Child Care Framework.

14. Actual allocations may vary according to the latest population estimates.

15. Totals may not add up due to rounding.

- \$6 million to support innovative approaches that provide access to high quality training and professional learning opportunities for the early years and child care workforce.

This section highlights Ontario's progress in working towards increasing quality, accessibility, affordability, flexibility, and inclusion in early learning and child care under the Canada-Ontario Early Learning and Child Care Agreement. For more about the indicators that are being used to measure Ontario's progress, see **Appendix: List of Indicators under the Agreement**.

## Expenditures and Actions

Under the agreement, Ontario received \$146.3 million in federal funding in the 2018-19 fiscal year, of which \$6.2 million was carried forward to the 2019-20 fiscal year. Ontario's actual expenditures in the 2018-19 fiscal year were \$158.8 million.<sup>16</sup>

The 2018-19 funding supported the following three action areas:

- increasing access to affordable, high quality licensed child care
- increasing access to EarlyON Child and Family Centres
- innovative approaches to providing access to high quality training and professional learning opportunities for the early years and child care workforce.

16. Figure is subject to change upon the completion of the 2018-19 audit.

**Table 5: Canada-Ontario Early Learning and Child Care Agreement Expenditures and Actions for 2018-19**

Areas	Federal Allocations	Actions	Actual Expenditures
<b>Licensed Child Care</b>	Ontario allocated \$100 million of the federal funding for increased subsidies and access to licensed child care in Ontario. There are two components to this investment, including \$80 million for children aged 0-6, and \$20 million to support access to affordable child care across the system based on local priorities.	The federal funding was provided to service system managers through provincial-municipal service agreements. Updated service agreement schedules, including funding under the Canada-Ontario Early Learning and Child Care Agreement, were provided to service system managers on June 7, 2019.	\$100.0 million
<b>EarlyON Child and Family Centres</b>	Ontario allocated \$40 million of the federal funding to support the integration of child and family programs across the province into what became the EarlyON Child and Family Programs.	The federal funding was provided to service system managers through two-year service agreements. On June 7, 2019, service system managers received revised guidelines and confirmation of their funding allocations. Funding in this category also included a capital funding investment, which enabled the ministry, in 2017-18, to approve 84 new EarlyON Child and Family Centre rooms in 47 locations.*	\$54.2 million
<b>Professional Development</b>	Ontario allocated \$2 million of the federal funding to increase the number of students supported through the Early Childhood Educators Qualifications Upgrade Program.	The federal funding was provided through grants that were made available for 2018-19 to support individuals working in eligible child care and early years settings to obtain an early childhood education diploma.	\$4.6 million
	Ontario allocated \$3 million of the federal funding to establish Centres of Excellence for Early Years and Child Care to support professional learning for the early years and child care workforce.	The Provincial, Indigenous, and Francophone Centres of Excellence for Early Years and Child Care were launched in April 2018. A secretariat was also established to coordinate engagement and communication strategies among the three centres. In March 2019, the centres launched a new website at <a href="https://ceeycc-cepege.ca">https://ceeycc-cepege.ca</a> .	

\* To support this expansion, the ministry allocated \$30 million in capital funding over two years (\$16 million in 2017-18 and \$14 million in 2018-19), in addition to the annual \$40 million in EarlyON operating funding.

# Licensed Child Care Indicators

The indicators reported in this section are reflective of the areas of investment under the agreement for increasing quality, accessibility, affordability, flexibility, and inclusion in licensed child care (see **Appendix: List of Indicators under the Agreement**).

## Quality

### Staff Qualifications

Ontario Regulation 137/15 under the *Child Care and Early Years Act, 2014* sets out the minimum requirements for staff qualifications in licensed child care centres and home child care agencies, including requirements for the ratio of employees to children, the maximum number of children in a group, and the proportions of employees that must be qualified employees in licensed child care centres, which varies for different age groups (see Table 6). The minimum requirements are as follows:

A **supervisor** shall be a person who:

- is a member in good standing of the College of Early Childhood Educators, has at least two years of experience providing licensed child care, and is approved by a ministry director; or
- in the opinion of a director, is capable of planning and directing the program of a child care centre, being in charge of children, and overseeing staff.

A **qualified employee** for any licensed age group shall be a person who is:

- an employee who is a member in good standing of the College of Early Childhood Educators; or
- an employee who is otherwise approved by a director.

With respect to a licensed junior school age group or a licensed primary/junior school age group that includes only children who are junior school age, the following are also qualified employees:

- an employee who has a diploma or degree in child and youth care;
- an employee who has a diploma or degree in recreation and leisure services; or
- an employee who is a member in good standing with the Ontario College of Teachers.

A **home child care visitor** is an employee of a home child care agency who monitors and provides support at licensed home child care locations. A home child care visitor shall be a person who:

- is a member in good standing of the College of Early Childhood Educators, has at least two years of experience working with children under 13 years old, and is approved by a director; or
- is, in the opinion of a director, capable of providing support and supervision at a home child care premises.

**Table 6: Staff/Child Ratios, Group Sizes, and Proportion of Employees That Must Be Qualified Employees for Different Age Categories in Licensed Child Centre–Based Care**

Age categories	Age range	Ratio of employees to children	Maximum number of children in group	Proportion of employees that must be qualified employees
Infant	Younger than 18 months	3 to 10	10	1/3
Toddler	18 months or older but younger than 30 months	1 to 5	15	1/3
Preschool	30 months or older but younger than 6 years	1 to 8	24	2/3
Kindergarten	44 months or older but younger than 7 years	1 to 13	26	1/2
Primary/junior school age	68 months or older but younger than 13 years	1 to 15	30	1/2
Junior school age	9 years or older but younger than 13 years	1 to 20	20	1/1

The ministry monitors and enforces staff qualification requirements in all licensed child care centres and home child care agencies. Centres and agencies meet the requirements by employing supervisors, staff, and home child care visitors who are RECEs, or through director approvals as described above.

It is estimated that:<sup>17</sup>

- 79% of licensed child care centres employed RECEs for supervisor positions.
- 96% of licensed home child care agencies employed RECEs for all home child care visitor positions.

17. Data source: Child Care Licensing System, Ontario Ministry of Education, as of March 31, 2019.

In 2019, there were 31,083 full-time program staff employed by licensed child care centres, of which 18,315 (59%) were RECEs.<sup>18</sup>

### **Pedagogical Framework**

*How Does Learning Happen? Ontario's Pedagogy for the Early Years, 2014* is a professional learning resource for those working in child care and child and family programs. It supports pedagogy and program development in early years settings that is shaped by views about children, educators, and families, and the relationships among them. Additional regulations under the *Child Care and Early Years Act, 2014* are also in place to help child care licensees embed *How Does Learning Happen?* into practice.

As of March 31, 2019, 3 out of 5,523 licensed child care centres had outstanding non-compliances with the requirements regarding the development and implementation of a program statement that is consistent with *How Does Learning Happen?* and were issued a provisional licence. All other licensed child care centres achieved compliance with these requirements either before their licence was first issued or before it was renewed. The ministry continues to support the implementation of the *How Does Learning Happen?* pedagogy in licensed child care programs in the province.

### **Access**

As of March 31, 2019, there were 446,596 licensed child care spaces in centres across the province, with 19,564 spaces added to the system over the previous year. It is estimated that there are enough spaces in licensed child care centres for 22% of children in the province.<sup>19</sup> (For a comparison of the past two years, see Table 7.)

**Table 7: Ontario Child Population, Licensed Spaces, and Percentage of Children with Access to Licensed Child Care, 2017-18 to 2018-19**

	2017-18	2018-19
Child population aged 0-12	1,966,462	1,990,070
Licensed spaces in centres for children aged 0-12	427,032	446,596
<b>Percentage of children aged 0-12 for whom there are licensed child care spaces</b>	<b>21.7%</b>	<b>22.4%</b>

Data source for child population: Ontario Ministry of Finance.

18. Data source: 2019 Licensed Child Care Operations Survey, Ontario Ministry of Education.

19. The estimation does not account for children cared for in homes contracted with licensed home child care agencies.

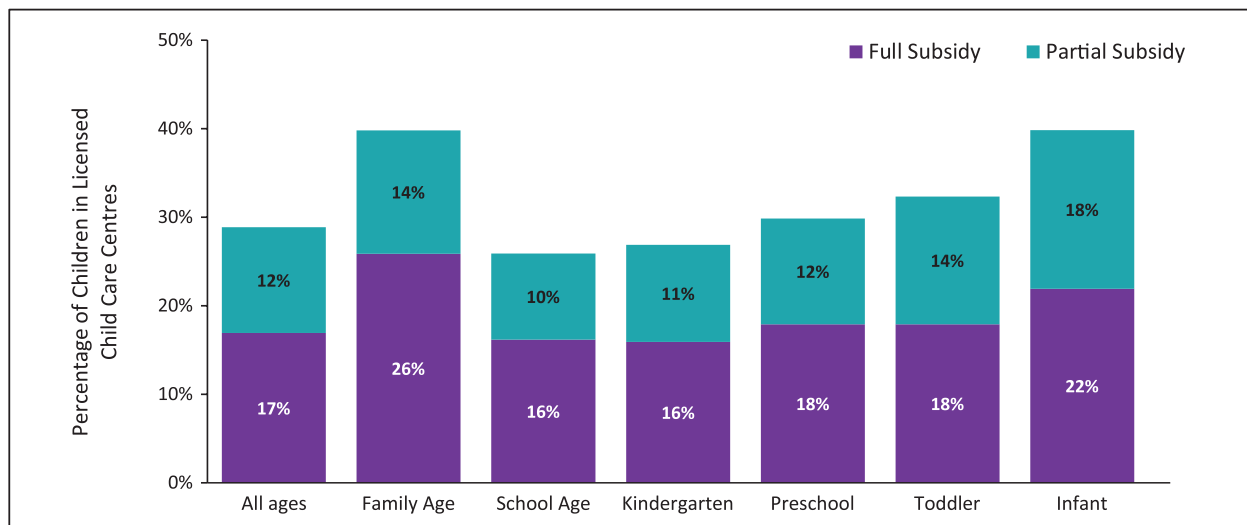
## Affordability

The funding under the Canada-Ontario Early Learning and Child Care Agreement supports new full and/or partial fee subsidies and increased access through the following priorities:

- Supporting children aged 0-6 years through additional fee subsidies, increased access, broadly reducing licensed child care fees and by increasing affordability, and/or not-for-profit community-based capital projects (excluding capital projects for child care programs that run during school hours for kindergarten and school age children).
- Supporting children aged 0-12 years through additional fee subsidies, increased access, and/or broadly reducing licensed child care fees and by increasing affordability.

In 2019, approximately 29% of children in licensed child care centres received a subsidy (see Figure 15), as did 68% of children in licensed home child care (see Figure 16).<sup>20</sup>

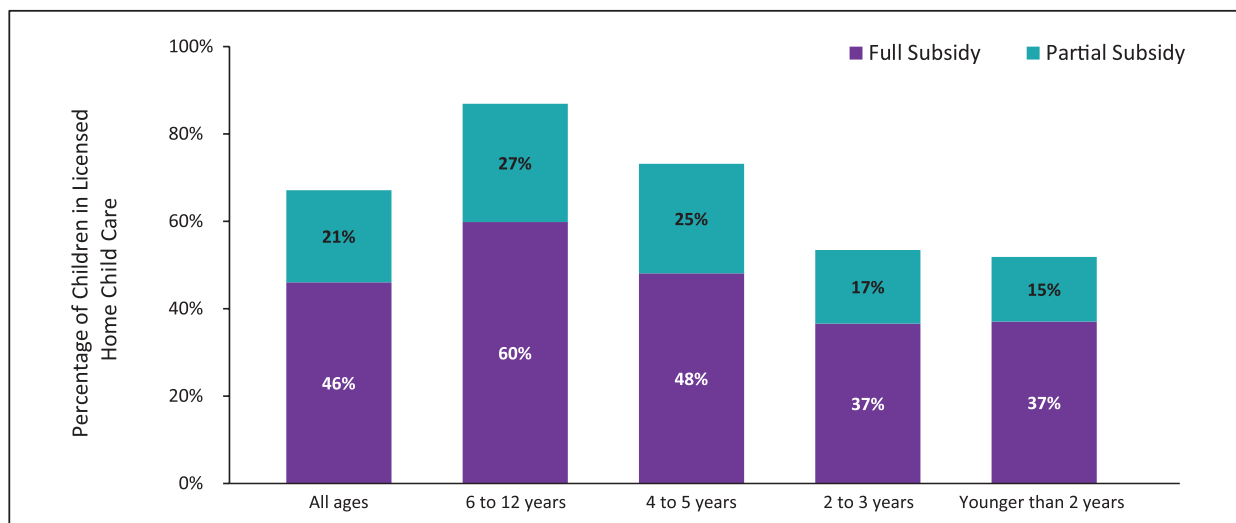
**Figure 15: Percentage of Children in Licensed Child Care Centres Receiving a Full or Partial Subsidy by Age, 2019**



Data source: 2019 Licensed Child Care Operations Survey, Ontario Ministry of Education

20. In Figure 16, the percentages reported in the “all ages” category do not add up to 68%, due to rounding.

**Figure 16: Percentage of Children in Licensed Home Child Care Receiving a Full or Partial Subsidy by Age, 2019**



Data source: 2019 Licensed Child Care Operations Survey, Ontario Ministry of Education

In 2017, the most recent year of data available, approximately 140,400 children in Ontario received fee subsidies.<sup>21</sup> More than 12,700 children were supported through funding distributed to meet the Canada-Ontario Early Learning and Child Care Agreement priorities of increased access, increased affordability, fee subsidies, and community-based capital projects.<sup>22</sup>

It is estimated that 72% of children who receive fee subsidies live in families with incomes of \$40,000 and below (see Table 8).

**Table 8: Percentage of Children Receiving Fee Subsidies by Family Income, 2017**

Family Income	Percentage
\$20,000 and below	37%
\$20,001 - \$40,000	35%
\$40,001 - \$60,000	18%
\$60,001 - \$80,000	7%
\$80,001 - \$100,000	2%
\$100,000 and above	1%
<b>Total</b>	<b>100%</b>

Data source: Education Finance Information System (estimated percentages), Ontario Ministry of Education.

21. Data source: Education Finance Information System, Ontario Ministry of Education. The total number includes federal, provincial, and municipal funding sources.

22. Data source: Education Finance Information System, Ontario Ministry of Education.



## *Flexibility and Inclusion*

### *Non-standard Hours*

Flexibility in child care service delivery is important for meeting the needs of parents and caregivers who work non-standard schedules. In Ontario, a small proportion of licensed child care centres and home child care providers offer care during non-standard hours:<sup>23</sup>

- 10% of child care centres reported the availability of weekend care, and less than 1% reported the availability of care during the evening or overnight.
- 10% of home child care providers reported the availability of weekend care, 12% reported the availability of evening care, and 7% reported the availability of overnight care.

### *Special Needs Resourcing*

The province provides Special Needs Resourcing funding to service system managers and First Nations to support the inclusion of children with special needs in licensed child care settings, including home child care, camps, and authorized recreation programs, at no additional cost to parents/guardians. Under Ontario Regulation 138/15, a “child with special needs” means a child whose cognitive, physical, social, emotional, or communicative needs, or whose needs relating to overall development, are of such a nature that additional supports are required for the child. A total of 30,794 children were funded through Special Needs Resourcing between January 1 and December 31, 2017, the most recent year of data available.<sup>24</sup>

### *Indigenous-led Child Care Centres*

A total of 27 licensed child care centres reported that they were Indigenous-led organizations operating in urban and rural communities.<sup>25</sup>

### *French-language and Bilingual Child Care*

As of March 31, 2019, a total of 310 centres offered French-language programs and 88 centres offered bilingual programs.

### *Children in Licensed Child Care by Income*

The ministry does not collect income data from families that enroll their children in licensed child care. This indicator is estimated using the number

23. Data source: 2019 Licensed Child Care Operations Survey, Ontario Ministry of Education.

24. Data source: Education Finance Information System, Ontario Ministry of Education. The total number includes federal, provincial, and municipal funding sources.

25. Data source: 2019 Licensed Child Care Operations Survey, Ontario Ministry of Education.

of licensed child care spaces in the province, and data on the distribution of families across income levels from Statistics Canada.

As of March 31, 2019, there were 446,596 licensed child care spaces for children aged 0-12 in Ontario. Approximately 21% of families with children in the province earned a family income below \$40,000, 40% earned between \$40,000 and \$100,000, and 39% earned above \$100,000.<sup>26</sup>

It is estimated, based on the income distribution, that:

- more than 93,000 spaces are used by children from families with income below \$40,000
- more than 178,000 spaces are used by children from families with income between \$40,000 and \$100,000
- about 174,000 are used by children from families with income above \$100,000.

26. Data source: Statistics Canada, 2016 Census of Population, Statistics Canada Catalogue no. 98-400-X2016104.

# EarlyON Child and Family Centres Indicators

The indicators reported in this section are reflective of the areas of investment under the Canada-Ontario Early Learning and Child Care Agreement for increasing quality, accessibility, affordability, flexibility, and inclusion in child and family centres (see **Appendix: List of Indicators under the Agreement**).

## Quality

### *Staff Qualifications*

Experiences in EarlyON Child and Family Centres are designed to foster positive outcomes and support nurturing relationships for children and their parents and caregivers based on the latest evidence and research. RECEs play a key role in delivering high quality early years programs because they have specialized knowledge and expertise in child development and in play- and inquiry-based learning.

Every EarlyON Child and Family Centre should employ at least one RECE, who oversees all mandatory core services related to supporting early learning and development. If an EarlyON Child and Family Centre is unable to recruit at least one RECE to deliver these core services, the service system manager may grant an exemption from the requirement, but must report the number of exemptions to the ministry.

EarlyON Child and Family Centres must ensure that they have at least one RECE on staff by January 1, 2023. However, EarlyON staff who are not RECEs but have more than 10 years of experience in relevant programs can be employed to meet this staffing requirement through a new grandparenting provision.

### *Pedagogical Framework*

EarlyON Child and Family Centres are expected to provide programs that reflect the view of children, parents and caregivers, and educators as competent, capable, curious, and rich in potential and experience. Guided by *How Does Learning Happen? Ontario's Pedagogy for the Early Years*, EarlyON Child and Family Centres offer an environment that engages parents and caregivers as co-learners and leaders in influencing positive child, family, and community experiences and outcomes. In 2018, all 47 service system managers reported that the EarlyON Child and Family Centres under their management were in compliance with *How Does Learning Happen?*.

## *Access, Affordability, Flexibility, and Inclusion*

As of March 31, 2019, there were 1,187 EarlyON Child and Family Centre locations across Ontario, of which 393 were main EarlyON Child and Family Centre locations and 794 were mobile/satellite EarlyON Child and Family Centre locations.

Of the total number of locations, 333 locations offered non-standard hours, 112 offered French-language programming, and 68 offered Indigenous programming.

In 2017-18, the ministry approved 84 new EarlyON Child and Family Centre rooms in 47 locations for community-based projects funded under the Canada-Ontario Early Learning and Child Care Agreement. No EarlyON projects were approved in 2018-19.

The ministry is also monitoring EarlyON expansion supported through operating funding under the agreement. In 2018-19, the ministry allocated approximately \$8.6 million to service system managers for community-based EarlyON Child and Family Centre funding needs, including:

- capital costs associated with previously approved projects
- first-time equipping
- minor capital renovations
- supplies to support the delivery and daily operation of programs
- maintenance.

In 2018, 354,768 children were served by child and family programs at EarlyON centres,<sup>27</sup> or approximately 34% of children in the province aged 0-6.<sup>28</sup> There were 2,544,132 visits to EarlyON centres made by children, and 1,887,500 visits made by parents and caregivers.<sup>29</sup>

27. Data source: Ontario Ministry of Education. The 2018 figures are based on a mid-year report submitted by service system managers and are therefore subject to change.

28. Percentage is an estimate based on the number of children served and the total population of children in the province aged 0-6.

29. Data source: Ontario Ministry of Education. The 2018 figures are based on a mid-year report submitted by service system managers and are therefore subject to change.

**Table 9: Number of Children Served and Visits to Child and Family Programs, 2017 to 2018**

	2017	2018	Per Cent Increase
Number of EarlyON Locations	1,155	1,187	3%
Number of Children Served	334,268	354,768	6%
Number of Visits by Children	2,119,624	2,544,132	20%
Number of Visits by Parents and Caregivers	1,636,106	1,887,500	15%

Data source: Ontario Ministry of Education

## Professional Learning Indicators

The indicators reported in this section are reflective of the area of investment under the agreement for innovative approaches to providing access to high quality training and professional learning opportunities for the early years and child care workforce (see **Appendix: List of Indicators under the Agreement**).

### *Early Childhood Educators Qualifications Upgrade Program*

This program enables individuals working in eligible child care and early years settings to apply for grants to support them in obtaining an early childhood education diploma and becoming eligible to apply for membership with the College of Early Childhood Educators. The program also provides opportunities for leadership development, targeted to those who are working in supervisory roles or who aspire to do so, and who are already RECEs. In addition, the program prioritizes funding for Francophone and First Nations, Métis, and Inuit applicants, as well as individuals working under director approvals or Letters of Permission.

Financial support is available to eligible applicants in the form of education grants, travel grants, training allowances, and book allowances.

In 2018-19, the ministry allocated \$3 million in provincial funding and \$2 million in federal funding for the Early Childhood Educators Qualifications Upgrade Program. The ministry continues to work towards expanding access to the program to increase the number of RECEs in child care and early years programs. For example, part-time students (in addition to full-time students) are now eligible for direct sponsorship, where the grant program pays the school directly for the cost of tuition fees rather than requiring the students

to pay up front and be reimbursed. In 2018-19, a total of 1,570 applications were approved under the Early Childhood Educators Qualifications Upgrade Program.<sup>30</sup>

## *Centres of Excellence for Early Years and Child Care*

Centres of Excellence for Early Years and Child Care are being funded as part of Ontario's action plan under the Canada-Ontario Early Learning and Child Care Agreement. The Provincial, Indigenous, and Francophone Centres of Excellence have been established to support professional learning across the province. They also serve to connect practitioners, educational institutions, and service providers through innovative specialized networks across Ontario. A secretariat is in place to coordinate engagement and communication strategies for the centres.

The Centres of Excellence were established to:

- support alignment with *How Does Learning Happen? Ontario's Pedagogy for the Early Years* and promote cohesion in pedagogical approaches and practices across early years programs
- build the pedagogical leadership capacity of program staff in the early years sector through innovative models and strategies that are grounded in current research and that support positive, inclusive, and culturally relevant early years experiences for all children and their families
- create linkages to and/or develop professional learning resources that are responsive to the needs of the sector and accessible online through a Centre of Excellence portal.

The three Centres of Excellence have trained their staff to lead networks across the province. The Centres of Excellence offer innovative professional learning in all six regions of the province (as identified by the ministry) and are responsive to the needs of the sector. They collaborate and align their collective work where possible through the coordination of the secretariat.

In March 2019, the three centres launched a new **website**. Educators are invited to visit the website regularly for updates on the Centres of Excellence for Early Years and Child Care.

30. Data source: Ontario Ministry of Education. The 2018-19 total is based on an annual report submitted by the program administrator. The total number includes federal and provincial funding sources.

## Appendix: List of Indicators under the Agreement

HIGH QUALITY CHILD CARE			
Principles	Indicators Related to Planned Investment*	Indicators as Reported by Ontario	Reference to the Data in the Report
High Quality	Number and percentage of providers with Early Childhood Education (ECE) certification	Number and percentage of program staff who are Registered Early Childhood Educators (RECEs)  Percentage of licensed child care centres employing only RECEs for the positions requiring qualified employees	See "Staff Qualifications" under "Licensed Child Care Indicators"
	Number and percentage of programs adopting Ontario's Pedagogy for the Early Years – How Does Learning Happen?	Number of affirmations confirming programming alignment with How Does Learning Happen?	See "Pedagogical Framework" under "Licensed Child Care Indicators"
Accessible, Affordable and Flexible	Number and percentage of children who have access to licensed child care	Percentage of children aged 0-12 for whom there are licensed child care spaces	See "Access" under "Licensed Child Care Indicators"
	Number and percentage of children receiving subsidies	Number and percentage of children receiving child care fee subsidies	See "Affordability" under "Licensed Child Care Indicators"
	Number and percentage of licensed child care programs that offer flexible hours	Number and percentage of programs providing care during non-standard hours	See "Flexibility and Inclusion" under "Licensed Child Care Indicators"
	Number of additional licensed child care spaces created	Number of additional licensed child care spaces created in licensed centres	See "Access" under "Licensed Child Care Indicators"
	Number of children receiving subsidy by family income	Number and percentage of children receiving child care fee subsidies by family income	See "Affordability" under "Licensed Child Care Indicators"
Inclusive	Number of child care programs designed to serve French linguistic minority communities and Indigenous People off-reserve	Number of French-language licensed child care centres	See "French-language and Bilingual Child Care" under "Licensed Child Care Indicators"
		Number of Indigenous-led centres in urban and rural communities	See "Indigenous-led Child Care Centres" under "Licensed Child Care Indicators"
	Number of children with additional support needs participating in child care programs	Number of children funded through Special Needs Resourcing	See "Special Needs Resourcing" under "Licensed Child Care Indicators"
	Number and proportion of children from low-income and middle class families participating in early learning and child care programs	Number and percentage of children for whom a licensed space is available by income	See "Children in Licensed Child Care by Income" under "Licensed Child Care Indicators"

\* This column lists the indicators outlined in the Canada-Ontario Early Learning and Child Care Agreement.

## HIGH QUALITY EARLY LEARNING\*\*

Principles	Indicators Related to Planned Investment*	Indicators as Reported by Ontario	Reference to the Data in the Report
High Quality	Number and percentage of providers with Early Childhood Education (ECE) certification	Qualification requirements for program staff working in child and family centres	See “Staff Qualifications” under “EarlyON Child and Family Centres Indicators”
	Number and percentage of programs adopting Ontario’s Pedagogy for the Early Years – How Does Learning Happen?	Service guideline requires programming alignment with How Does Learning Happen?	See “Pedagogical Framework” under “EarlyON Child and Family Centres Indicators”
Accessible Affordable and Flexible	Number of new EarlyON Child and Family Centres (including full and part-time locations)	Number of EarlyON Child and Family programs offering full- and part-time hours	See “Access, Affordability, Flexibility and Inclusion” under “EarlyON Child and Family Centres Indicators”
	Number of child and family visits to early learning programs	Number of child and family visits to EarlyON Child and Family Centres	
	Number and percentage of children who have access to early learning programs	Number and percentage of children served by EarlyON Child and Family Centres	
	Number and percentage of early learning programs that offer flexible hours	Number and percentage of EarlyON Child and Family programs that offer programming during non-standard hours	
Inclusive	Number of early learning programs designed to serve French linguistic minority communities and Indigenous People off-reserve	Number of child and family centres that offer culturally relevant programming for Indigenous children and families	See “Access, Affordability, Flexibility and Inclusion” under “EarlyON Child and Family Centres Indicators”
		Number of child and family centres that offer French-language programming for Francophone children and families	

\* This column lists the indicators outlined in the Canada-Ontario Early Learning and Child Care Agreement.

\*\* “Early learning” under the Canada-Ontario Early Learning and Child Care Agreement refers to EarlyON Child and Family Centres in the context of Ontario.



## PROFESSIONAL LEARNING

Principles	Indicators Related to Planned Investment*	Indicators as Reported by Ontario	Reference to the Data in the Report
Early Childhood Educators Qualifications Upgrade Program	Number of individuals supported through the Early Childhood Educators Qualifications Upgrade Program per annum	Number of individuals supported through the Early Childhood Educators Qualifications Upgrade Program	See "Early Childhood Educators Qualifications Upgrade Program" under "Professional Learning Indicators"
Innovative Service Delivery	Innovative service delivery to support professional learning	Number of Centres of Excellence established	See "Centres of Excellence for Early Years and Child Care" under "EarlyON Child and Family Centres"

\* This column lists the indicators outlined in the Canada-Ontario Early Learning and Child Care Agreement.

19-013

ISSN 2561-3227 (Online)

© Queen's Printer for Ontario, 2019